



the high-performance embedded kernel

User Guide

Version 5

Express Logic

858.613.6640

Toll Free 888.THREADX

FAX 858.521.4259

<http://www.expresslogic.com>

©1997-2015 by Express Logic

All rights reserved. This document and the associated ThreadX software are the sole property of Express Logic. Each contains proprietary information of Express Logic. Reproduction or duplication by any means of any portion of this document without the prior written consent of Express Logic is expressly forbidden.

Express Logic reserves the right to make changes to the specifications described herein at any time and without notice in order to improve design or reliability of ThreadX. The information in this document has been carefully checked for accuracy; however, Express Logic makes no warranty pertaining to the correctness of this document.

Trademarks

ThreadX is a registered trademark of Express Logic, and *picokernel*, *preemption-threshold*, and *event-chaining* are trademarks of Express Logic.

All other product and company names are trademarks or registered trademarks of their respective holders.

Warranty Limitations

Express Logic makes no warranty of any kind that the ThreadX products will meet the USER's requirements, or will operate in the manner specified by the USER, or that the operation of the ThreadX products will operate uninterrupted or error free, or that any defects that may exist in the ThreadX products will be corrected after the warranty period. Express Logic makes no warranties of any kind, either expressed or implied, including but not limited to the implied warranties of merchantability and fitness for a particular purpose, with respect to the ThreadX products. No oral or written information or advice given by Express Logic, its dealers, distributors, agents, or employees shall create any other warranty or in any way increase the scope of this warranty, and licensee may not rely on any such information or advice.

Safety Certifications



IEC 61508 up to SIL 4
IEC 62304 up to SW safety Class C



UL/IEC 60730, UL/IEC 60335, UL 1998

MISRA-C:2004 Compliant
MISRA C:2012 Compliant

Part Number: 000-1001
Revision 5.7

Express Logic

Contents

About This Guide 9

- Organization 9
- Guide Conventions 10
- ThreadX Data Types 11
- Customer Support Center 12

1 Introduction to ThreadX 15

- ThreadX Unique Features 16
- Safety Certifications 18
- Embedded Applications 20
- ThreadX Benefits 21

2 Installation and Use of ThreadX 25

- Host Considerations 26
- Target Considerations 26
- Product Distribution 27
- ThreadX Installation 28
- Using ThreadX 29
- Small Example System 29
- Troubleshooting 31
- Configuration Options 31
- ThreadX Version ID 38

3 Functional Components of ThreadX 39

- Execution Overview 42
- Memory Usage 44
- Initialization 46
- Thread Execution 48
- Message Queues 65
- Counting Semaphores 70
- Mutexes 76
- Event Flags 80
- Memory Block Pools 83
- Memory Byte Pools 87
- Application Timers 91
- Relative Time 94
- Interrupts 94

4 Description of ThreadX Services 99

5 Device Drivers for ThreadX 293

- Device Driver Introduction 294
- Driver Functions 294
- Simple Driver Example 296
- Advanced Driver Issues 301

6 Demonstration System for ThreadX 309

- Overview 310
- Application Define 310
- Thread 0 312
- Thread 1 312

- Thread 2 312
- Threads 3 and 4 313
- Thread 5 313
- Threads 6 and 7 314
- Observing the Demonstration 314
- Distribution file: demo_threadx.c 315

Appendices

A ThreadX API Services 321

B ThreadX Constants 327

C ThreadX Data Types 333

D ASCII Character Codes 341

Index 343





Figures

| | |
|------------------|------------------------------------------------|
| <i>Figure 1</i> | <i>Template for Application Development 30</i> |
| <i>Figure 2</i> | <i>Types of Program Execution 43</i> |
| <i>Figure 3</i> | <i>Memory Area Example 45</i> |
| <i>Figure 4</i> | <i>Initialization Process 49</i> |
| <i>Figure 5</i> | <i>Thread State Transition 50</i> |
| <i>Figure 6</i> | <i>Typical Thread Stack 58</i> |
| <i>Figure 7</i> | <i>Stack Preset to 0xEFEF 59</i> |
| <i>Figure 8</i> | <i>Example of Suspended Threads 75</i> |
| <i>Figure 9</i> | <i>Simple Driver Initialization 298</i> |
| <i>Figure 10</i> | <i>Simple Driver Input 299</i> |
| <i>Figure 11</i> | <i>Simple Driver Output 300</i> |
| <i>Figure 12</i> | <i>Logic for Circular Input Buffer 302</i> |
| <i>Figure 13</i> | <i>Logic for Circular Output Buffer 303</i> |
| <i>Figure 14</i> | <i>I/O Buffer 304</i> |
| <i>Figure 15</i> | <i>Input-Output Lists 306</i> |





About This Guide

This guide provides comprehensive information about ThreadX, the high-performance real-time kernel from Express Logic.

It is intended for the embedded real-time software developer. The developer should be familiar with standard real-time operating system functions and the C programming language.

Organization

- | | |
|------------------|--------------------------------------------------------------------------------------------------------|
| Chapter 1 | Provides a basic overview of ThreadX and its relationship to real-time embedded development. |
| Chapter 2 | Gives the basic steps to install and use ThreadX in your application right <i>out of the box</i> . |
| Chapter 3 | Describes in detail the functional operation of ThreadX, the high-performance real-time kernel. |
| Chapter 4 | Details the application's interface to ThreadX. |
| Chapter 5 | Describes writing I/O drivers for ThreadX applications. |
| Chapter 6 | Describes the demonstration application that is supplied with every ThreadX processor support package. |

| | |
|-------------------|-----------------------|
| Appendix A | ThreadX API |
| Appendix B | ThreadX constants |
| Appendix C | ThreadX data types |
| Appendix D | ASCII chart |
| Index | Topic cross reference |

Guide Conventions

Italics typeface denotes book titles, emphasizes important words, and indicates variables.

Boldface typeface denotes file names, key words, and further emphasizes important words and variables.



Information symbols draw attention to important or additional information that could affect performance or function.



Warning symbols draw attention to situations in which developers should take care to avoid because they could cause fatal errors.

ThreadX Data Types

In addition to the custom ThreadX control structure data types, there are a series of special data types that are used in ThreadX service call interfaces. These special data types map directly to data types of the underlying C compiler. This is done to insure portability between different C compilers. The exact implementation can be found in the ***tx_port.h*** file included on the distribution disk.

The following is a list of ThreadX service call data types and their associated meanings:

| | |
|--------------|--------------------------------------------------------------------------------------------------------------------------------------|
| UINT | Basic unsigned integer. This type must support 8-bit unsigned data; however, it is mapped to the most convenient unsigned data type. |
| ULONG | Unsigned long type. This type must support 32-bit unsigned data. |
| VOID | Almost always equivalent to the compiler's void type. |
| CHAR | Most often a standard 8-bit character type. |

Additional data types are used within the ThreadX source. They are also located in the ***tx_port.h*** file.

Customer Support Center

| | |
|-------------------|-----------------------------------------------------------------------|
| Support engineers | 858.613.6640 |
| Support fax | 858.521.4259 |
| Support email | support@expresslogic.com |
| Web page | http://www.expresslogic.com |

Latest Product Information

Visit the Express Logic web site and select the “Support” menu option to find the latest online support information, including information about the latest ThreadX product releases.

What We Need From You

Please supply us with the following information in an email message so we can more efficiently resolve your support request:

1. A detailed description of the problem, including frequency of occurrence and whether it can be reliably reproduced.
2. A detailed description of any changes to the application and/or ThreadX that preceded the problem.
3. The contents of the **`_tx_version_id`** string found in the **`tx_port.h`** file of your distribution. This string will provide us valuable information regarding your run-time environment.
4. The contents in RAM of the **`_tx_build_options`** ULONG variable. This variable will give us information on how your ThreadX library was built.

**Where to Send
Comments About
This Guide**

The staff at Express Logic is always striving to provide you with better products. To help us achieve this goal, email any comments and suggestions to the Customer Support Center at

support@expresslogic.com

Enter “ThreadX User Guide” in the subject line.



Introduction to ThreadX

ThreadX is a high-performance real-time kernel designed specifically for embedded applications. This chapter contains an introduction to the product and a description of its applications and benefits.

- ThreadX Unique Features 16
 - picokernel™ Architecture 16
 - ANSI C Source Code 16
 - Advanced Technology 16
 - Not A Black Box 17
 - The RTOS Standard 18
- Safety Certifications 18
 - TÜV Certification 18
 - MISRA C Compliant 19
 - UL Certification 19
 - Certification Pack 19
- Embedded Applications 20
 - Real-time Software 20
 - Multitasking 20
 - Tasks vs. Threads 21
- ThreadX Benefits 21
 - Improved Responsiveness 22
 - Software Maintenance 22
 - Increased Throughput 22
 - Processor Isolation 23
 - Dividing the Application 23
 - Ease of Use 24
 - Improve Time-to-market 24
 - Protecting the Software Investment 24

ThreadX Unique Features

Unlike other real-time kernels, ThreadX is designed to be versatile—easily scaling among small micro-controller-based applications through those that use powerful CISC, RISC, and DSP processors.

ThreadX is scalable based on its underlying architecture. Because ThreadX services are implemented as a C library, only those services actually used by the application are brought into the run-time image. Hence, the actual size of ThreadX is completely determined by the application. For most applications, the instruction image of ThreadX ranges between 2 KBytes and 15 KBytes in size.

picokernel[™] Architecture

Instead of layering kernel functions on top of each other like traditional *microkernel* architectures, ThreadX services plug directly into its core. This results in the fastest possible context switching and service call performance. We call this non-layering design a *picokernel* architecture.

ANSI C Source Code

ThreadX is written primarily in ANSI C. A small amount of assembly language is needed to tailor the kernel to the underlying target processor. This design makes it possible to port ThreadX to a new processor family in a very short time—usually within weeks!

Advanced Technology

The following are highlights of the ThreadX advanced technology:

- Simple *picokernel* architecture
- Automatic scaling (small footprint)
- Deterministic processing
- Fast real-time performance

- Preemptive and cooperative scheduling
- Flexible thread priority support (32-1024)
- Dynamic system object creation
- Unlimited number of system objects
- Optimized interrupt handling
- Preemption-threshold™
- Priority inheritance
- Event-chaining™
- Fast software timers
- Run-time memory management
- Run-time performance monitoring
- Run-time stack analysis
- Built-in system trace
- Vast processor support
- Vast development tool support
- Completely endian neutral

Not A Black Box

Most distributions of ThreadX include the complete C source code as well as the processor-specific assembly language. This eliminates the “black-box” problems that occur with many commercial kernels. With ThreadX, application developers can see exactly what the kernel is doing—there are no mysteries!

The source code also allows for application specific modifications. Although not recommended, it is certainly beneficial to have the ability to modify the kernel if it is absolutely required.

These features are especially comforting to developers accustomed to working with their own *in-house kernels*. They expect to have source code and the ability to modify the kernel. ThreadX is the ultimate kernel for such developers.

The RTOS Standard

Because of its versatility, high-performance *picokernel* architecture, advanced technology, and demonstrated portability, ThreadX is deployed in more than two-billion devices today. This effectively makes ThreadX the RTOS standard for deeply embedded applications.

Safety Certifications

TÜV Certification

ThreadX has been certified by SGS-TÜV Saar for use in safety-critical systems, according to IEC-61508 and IEC-62304. The certification confirms that ThreadX can be used in the development of safety-related software for the highest safety integrity levels of the International Electrotechnical Commission (IEC) 61508 and IEC 62304, for the “Functional Safety of electrical, electronic, and programmable electronic safety-related systems.” SGS-TÜV Saar, formed through a joint venture of Germany’s SGS-Group and TÜV Saarland, has become the leading accredited, independent company for testing, auditing, verifying, and certifying embedded software for safety-related systems worldwide. The industrial safety standard IEC 61508, and all standards that are derived from it, including IEC 62304, are used to assure the functional safety of electrical, electronic, and programmable electronic safety-related medical devices, process control systems, industrial machinery, and railway control systems.



IEC 61508 up to SIL 4
IEC 62304 up to SW safety Class C

Please contact sales@expresslogic.com for more information on which version(s) of ThreadX have been certified by TÜV or for the availability of test reports, certificates, and associated documentation.

MISRA C Compliant

MISRA C is a set of programming guidelines for critical systems using the C programming language. The original MISRA C guidelines were primarily targeted toward automotive applications; however, MISRA C is now widely recognized as being applicable to any safety critical application. ThreadX is compliant with all “required” and “mandatory” rules of MISRA-C:2004 and MISRA C:2012. ThreadX is also compliant with all but three “advisory” rules. Refer to the ***ThreadX_MISRA_Compliance.pdf*** document for more details.

UL Certification

ThreadX has been certified by UL for compliance with UL 60730-1 Annex H, CSA E60730-1 Annex H, IEC 60730-1 Annex H, UL 60335-1 Annex R, IEC 60335-1 Annex R, and UL 1998 safety standards for software in programmable components. Along with IEC/UL 60730-1, which has requirements for “Controls Using Software” in its Annex H, the IEC 60335-1 standard describes the requirements for “Programmable Electronic Circuits” in its Annex R. IEC 60730 Annex H and IEC 60335-1 Annex R address the safety of MCU hardware and software used in appliances such as washing machines, dishwashers, dryers, refrigerators, freezers, and ovens.



UL/IEC 60730, UL/IEC 60335, UL 1998



Please contact sales@expresslogic.com for more information on which version(s) of ThreadX have been certified by TÜV or for the availability of test reports, certificates, and associated documentation.

Certification Pack

The ThreadX Certification Pack™ is a 100% complete, turnkey, industry-specific, stand-alone package that provides all of the ThreadX evidence needed to certify or successfully submit the ThreadX-

based product to the highest reliability and criticality levels required for safety-critical Aviation, Medical, and Industrial systems. Certifications supported include DO-178B, ED-12B, DO-278, FDA510(k), IEC-62304, IEC-60601, ISO-14971, UL-1998, IEC-61508, CENELEC EN50128, BS50128, and 49CFR236. Please contact sales@expresslogic.com for more information on Certification Pack.

Embedded Applications

Embedded applications execute on microprocessors buried within products such as wireless communication devices, automobile engines, laser printers, medical devices, etc. Another distinction of embedded applications is that their software and hardware have a dedicated purpose.

Real-time Software

When time constraints are imposed on the application software, it is called the *real-time* software. Basically, software that must perform its processing within an exact period of time is called *real-time* software. Embedded applications are almost always real-time because of their inherent interaction with external events.

Multitasking

As mentioned, embedded applications have a dedicated purpose. To fulfill this purpose, the software must perform a variety of *tasks*. A task is a semi-independent portion of the application that carries out a specific duty. It is also the case that some tasks are more important than others. One of the major difficulties in an embedded application is the allocation of the processor between the various application tasks. This allocation of processing between competing tasks is the primary purpose of ThreadX.

Tasks vs. Threads

Another distinction about tasks must be made. The term task is used in a variety of ways. It sometimes means a separately loadable program. In other instances, it may refer to an internal program segment.

In contemporary operating system discussion, there are two terms that more or less replace the use of task: *process* and *thread*. A *process* is a completely independent program that has its own address space, while a *thread* is a semi-independent program segment that executes within a process. Threads share the same process address space. The overhead associated with thread management is minimal.

Most embedded applications cannot afford the overhead (both memory and performance) associated with a full-blown process-oriented operating system. In addition, smaller microprocessors don't have the hardware architecture to support a true process-oriented operating system. For these reasons, ThreadX implements a thread model, which is both extremely efficient and practical for most real-time embedded applications.

To avoid confusion, ThreadX does not use the term *task*. Instead, the more descriptive and contemporary name *thread* is used.

ThreadX Benefits

Using ThreadX provides many benefits to embedded applications. Of course, the primary benefit rests in how embedded application threads are allocated processing time.

Improved Responsiveness

Prior to real-time kernels like ThreadX, most embedded applications allocated processing time with a simple control loop, usually from within the C *main* function. This approach is still used in very small or simple applications. However, in large or complex applications, it is not practical because the response time to any event is a function of the worst-case processing time of one pass through the control loop.

Making matters worse, the timing characteristics of the application change whenever modifications are made to the control loop. This makes the application inherently unstable and difficult to maintain and improve on.

ThreadX provides fast and deterministic response times to important external events. ThreadX accomplishes this through its preemptive, priority-based scheduling algorithm, which allows a higher-priority thread to preempt an executing lower-priority thread. As a result, the worst-case response time approaches the time required to perform a context switch. This is not only deterministic, but it is also extremely fast.

Software Maintenance

The ThreadX kernel enables application developers to concentrate on specific requirements of their application threads without having to worry about changing the timing of other areas of the application. This feature also makes it much easier to repair or enhance an application that utilizes ThreadX.

Increased Throughput

A possible work-around to the control loop response time problem is to add more polling. This improves the responsiveness, but it still doesn't guarantee a constant worst-case response time and does nothing to enhance future modification of the application. Also, the processor is now performing even more

unnecessary processing because of the extra polling. All of this unnecessary processing reduces the overall throughput of the system.

An interesting point regarding overhead is that many developers assume that multithreaded environments like ThreadX increase overhead and have a negative impact on total system throughput. But in some cases, multithreading actually reduces overhead by eliminating all of the redundant polling that occurs in control loop environments. The overhead associated with multithreaded kernels is typically a function of the time required for context switching. If the context switch time is less than the polling process, ThreadX provides a solution with the potential of less overhead and more throughput. This makes ThreadX an obvious choice for applications that have any degree of complexity or size.

Processor Isolation

ThreadX provides a robust processor-independent interface between the application and the underlying processor. This allows developers to concentrate on the application rather than spending a significant amount of time learning hardware details.

Dividing the Application

In control loop-based applications, each developer must have an intimate knowledge of the entire application's run-time behavior and requirements. This is because the processor allocation logic is dispersed throughout the entire application. As an application increases in size or complexity, it becomes impossible for all developers to remember the precise processing requirements of the entire application.

ThreadX frees each developer from the worries associated with processor allocation and allows them to concentrate on their specific piece of the embedded application. In addition, ThreadX forces

the application to be divided into clearly defined threads. By itself, this division of the application into threads makes development much simpler.

Ease of Use

ThreadX is designed with the application developer in mind. The ThreadX architecture and service call interface are designed to be easily understood. As a result, ThreadX developers can quickly use its advanced features.

Improve Time-to-market

All of the benefits of ThreadX accelerate the software development process. ThreadX takes care of most processor issues and the most common safety certifications, thereby removing this effort from the development schedule. All of this results in a faster time to market!

Protecting the Software Investment

Because of its architecture, ThreadX is easily ported to new processor and/or development tool environments. This, coupled with the fact that ThreadX insulates applications from details of the underlying processors, makes ThreadX applications highly portable. As a result, the application's migration path is guaranteed, and the original development investment is protected.

Installation and Use of ThreadX

This chapter contains a description of various issues related to installation, setup, and usage of the high-performance ThreadX kernel.

- Host Considerations 26
- Target Considerations 26
- Product Distribution 27
- ThreadX Installation 28
- Using ThreadX 29
- Small Example System 29
- Troubleshooting 31
- Configuration Options 31
 - Smallest Configuration 32
 - Fastest Configuration 32
 - Global Time Source 32
 - Detailed Configuration Options 33
- ThreadX Version ID 38

Host Considerations

Embedded software is usually developed on Windows or Linux (Unix) host computers. After the application is compiled, linked, and located on the host, it is downloaded to the target hardware for execution.

Usually the target download is done from within the development tool debugger. After download, the debugger is responsible for providing target execution control (go, halt, breakpoint, etc.) as well as access to memory and processor registers.

Most development tool debuggers communicate with the target hardware via on-chip debug (OCD) connections such as JTAG (IEEE 1149.1) and Background Debug Mode (BDM). Debuggers also communicate with target hardware through In-Circuit Emulation (ICE) connections. Both OCD and ICE connections provide robust solutions with minimal intrusion on the target resident software.

As for resources used on the host, the source code for ThreadX is delivered in ASCII format and requires approximately 1 MBytes of space on the host computer's hard disk.

i

*Please review the supplied **readme_threadx.txt** file for additional host system considerations and options.*

Target Considerations

ThreadX requires between 2 KBytes and 20 KBytes of Read Only Memory (ROM) on the target. Another 1 to 2 KBytes of the target's Random Access Memory (RAM) are required for the ThreadX system stack and other global data structures.

For timer-related functions like service call time-outs, time-slicing, and application timers to function, the underlying target hardware must provide a periodic interrupt source. If the processor has this capability, it is utilized by ThreadX. Otherwise, if the target processor does not have the ability to generate a periodic interrupt, the user's hardware must provide it. Setup and configuration of the timer interrupt is typically located in the ***tx_initialize_low_level*** assembly file in the ThreadX distribution.



*ThreadX is still functional even if no periodic timer interrupt source is available. However, none of the timer-related services are functional. Please review the supplied **readme_threadx.txt** file for any additional host system considerations and/or options.*

Product Distribution

The exact content of the distribution disk depends on the target processor, development tools, and the ThreadX package purchased. However, the following is a list of several important files that are common to most product distributions:

ThreadX_Express_Startup.pdf

This PDF provides a simple, four-step procedure to get ThreadX running on a specific target processor/board and specific development tools.

readme_threadx.txt

Text file containing specific information about the ThreadX port, including information about the target processor and the development tools.

| | |
|-------------------------|----------------------------------------------------------------------------------------------------|
| tx_api.h | C header file containing all system equates, data structures, and service prototypes. |
| tx_port.h | C header file containing all development-tool and target-specific data definitions and structures. |
| demo_threadx.c | C file containing a small demo application. |
| tx.a (or tx.lib) | Binary version of the ThreadX C library that is distributed with the <i>standard</i> package. |

i All file names are in lower-case. This naming convention makes it easier to convert the commands to Linux (Unix) development platforms.

ThreadX Installation

Installation of ThreadX is straightforward. Refer to the ***ThreadX_Express_Startup.pdf*** file and the ***readme_threadx.txt*** file for specific information on installing ThreadX for your specific environment.

i Be sure to back up the ThreadX distribution disk and store it in a safe location.

i Application software needs access to the ThreadX library file (usually **tx.a** or **tx.lib**) and the C include files **tx_api.h** and **tx_port.h**. This is accomplished either by setting the appropriate path for the development tools or by copying these files into the application development area.

Using ThreadX

Using ThreadX is easy. Basically, the application code must include ***tx_api.h*** during compilation and link with the ThreadX run-time library ***tx.a*** (or ***tx.lib***).

There are four steps required to build a ThreadX application:

Step 1:

Include the ***tx_api.h*** file in all application files that use ThreadX services or data structures.

Step 2:

Create the standard C ***main*** function. This function must eventually call ***tx_kernel_enter*** to start ThreadX. Application-specific initialization that does not involve ThreadX may be added prior to entering the kernel.



*The ThreadX entry function ***tx_kernel_enter*** does not return. So be sure not to place any processing or function calls after it.*

Step 3:

Create the ***tx_application_define*** function. This is where the initial system resources are created. Examples of system resources include threads, queues, memory pools, event flags groups, mutexes, and semaphores.

Step 4:

Compile application source and link with the ThreadX run-time library ***tx.lib***. The resulting image can be downloaded to the target and executed!

Small Example System

The small example system in Figure 1 on page 30 shows the creation of a single thread with a priority of 3. The thread executes, increments a counter, then sleeps for one clock tick. This process continues forever.

```

#include                "tx_api.h"

unsigned long          my_thread_counter = 0;
TX_THREAD              my_thread;

main( )
{
    /* Enter the ThreadX kernel. */
    tx_kernel_enter( );
}

void tx_application_define(void *first_unused_memory)
{
    /* Create my_thread! */
    tx_thread_create(&my_thread, "My Thread",
        my_thread_entry, 0x1234, first_unused_memory, 1024,
        3, 3, TX_NO_TIME_SLICE, TX_AUTO_START);
}

void my_thread_entry(ULONG thread_input)
{
    /* Enter into a forever loop. */
    while(1)
    {

        /* Increment thread counter. */
        my_thread_counter++;

        /* Sleep for 1 tick. */
        tx_thread_sleep(1);
    }
}

```

FIGURE 1. Template for Application Development

Although this is a simple example, it provides a good template for real application development. Once again, please see the ***readme_threadx.txt*** file for additional details.

Troubleshooting

Each ThreadX port is delivered with a demonstration application. It is always a good idea to first get the demonstration system running—either on actual target hardware or simulated environment.

i

See the ***readme_threadx.txt*** file supplied with the distribution for more specific details regarding the demonstration system.

If the demonstration system does not execute properly, the following are some troubleshooting tips:

1. Determine how much of the demonstration is running.
2. Increase stack sizes (this is more important in actual application code than it is for the demonstration).
3. Rebuild the ThreadX library with `TX_ENABLE_STACK_CHECKING` defined. This will enable the built-in ThreadX stack checking.
4. Temporarily bypass any recent changes to see if the problem disappears or changes. Such information should prove useful to Express Logic support engineers.

Follow the procedures outlined in “What We Need From You” on page 12 to send the information gathered from the troubleshooting steps.

Configuration Options

There are several configuration options when building the ThreadX library and the application using ThreadX. The options below can be defined in the application source, on the command line, or within the ***tx_user.h*** include file.

i

Options defined in **tx_user.h** are applied only if the application and ThreadX library are built with **TX_INCLUDE_USER_DEFINE_FILE** defined.

Smallest Configuration

For the smallest code size, the following ThreadX configuration options should be considered (in absence of all other options):

```
TX_DISABLE_ERROR_CHECKING
TX_DISABLE_PREEMPTION_THRESHOLD
TX_DISABLE_NOTIFY_CALLBACKS
TX_DISABLE_REDUNDANT_CLEARING
TX_DISABLE_STACK_FILLING
TX_NOT_INTERRUPTABLE
TX_TIMER_PROCESS_IN_ISR
```

Fastest Configuration

For the fastest execution, the same configuration options used for the Smallest Configuration previously, but with these options also considered:

```
TX_REACTIVATE_INLINE
TX_INLINE_THREAD_RESUME_SUSPEND
```

Review the **readme_threadx.txt** file for additional options for your specific version of ThreadX. Detailed configuration options are described beginning on page 33.

Global Time Source

For other Express Logic products (FileX, NetX, GUIX, USBX, etc.), ThreadX defines the number of ThreadX timer ticks that represents one second. Others derive their time requirements based on this constant. By default, the value is 100, assuming a 10ms periodic interrupt. The user may override this value by defining **TX_TIMER_TICKS_PER_SECOND** with the desired value in **tx_port.h** or within the IDE or command line.

Detailed Configuration Options

| Define | Meaning |
|----------------------------------------------|------------------------------------------------------------------------------------------------------------------------------------------------------------------------------------------------------------------------------------------------------------------------------------------------------------------------------------------------------------------------------------------------------------------------------------------------------------------------------------------------------------------------------------------------------------------------------------------------------------------------------------------------------------------------|
| TX_BLOCK_POOL_ENABLE_PERFORMANCE_INFO | When defined, enables the gathering of performance information on block pools. By default, this option is not defined. |
| TX_BYTE_POOL_ENABLE_PERFORMANCE_INFO | When defined, enables the gathering of performance information on byte pools. By default, this option is not defined. |
| TX_DISABLE_ERROR_CHECKING | <p>Bypasses basic service call error checking. When defined in the application source, all basic parameter error checking is disabled. This may improve performance by as much as 30% and may also reduce the image size. Of course, this option should only be used after the application is thoroughly debugged. By default, this option is not defined.</p> <p>ThreadX API return values <i>not</i> affected by disabling error checking are listed in bold in the “Return Values” section of each API description in Chapter 4. The non-bold return values are void if error checking is disabled by using the <i>TX_DISABLE_ERROR_CHECKING</i> option.</p> |
| TX_DISABLE_NOTIFY_CALLBACKS | When defined, disables the notify callbacks for various ThreadX objects. Using this option slightly reduces code size and improves performance. By default, this option is not defined. |

Define**Meaning****TX_DISABLE_PREEMPTION_THRESHOLD**

When defined, disables the preemption-threshold feature and slightly reduces code size and improves performance. Of course, the preemption-threshold capabilities are no longer available. By default, this option is not defined.

TX_DISABLE_REDUNDANT_CLEARING

When defined, removes the logic for initializing ThreadX global C data structures to zero. This should only be used if the compiler's initialization code sets all un-initialized C global data to zero. Using this option slightly reduces code size and improves performance during initialization. By default, this option is not defined.

TX_DISABLE_STACK_FILLING

When defined, disables placing the 0xEF value in each byte of each thread's stack when created. By default, this option is not defined.

TX_ENABLE_EVENT_TRACE

When defined, ThreadX enables the event gathering code for creating a TraceX trace buffer. See the *TraceX User Guide* for more details.

Define**Meaning****TX_ENABLE_STACK_CHECKING**

When defined, enables ThreadX run-time stack checking, which includes analysis of how much stack has been used and examination of data pattern “fences” before and after the stack area. If a stack error is detected, the registered application stack error handler is called. This option does result in slightly increased overhead and code size. Review the

tx_thread_stack_error_notify API for more information. By default, this option is not defined.

TX_EVENT_FLAGS_ENABLE_PERFORMANCE_INFO

When defined, enables the gathering of performance information on event flags groups. By default, this option is not defined.


TX_INLINE_THREAD_RESUME_SUSPEND

When defined, ThreadX improves the ***tx_thread_resume*** and ***tx_thread_suspend*** API calls via in-line code. This increases code size but enhances performance of these two API calls.

TX_MAX_PRIORITIES

Defines the priority levels for ThreadX. Legal values range from 32 through 1024 (inclusive) and *must* be evenly divisible by 32. Increasing the number of priority levels supported increases the RAM usage by 128 bytes for every group of 32 priorities. However, there is only a negligible effect on performance. By default, this value is set to 32 priority levels.

| Define | Meaning |
|---------------------------------------------|-------------------------------------------------------------------------------------------------------------------------------------------------------------------------------------------------------------|
| TX_MINIMUM_STACK | Defines the minimum stack size (in bytes). It is used for error checking when threads are created. The default value is port-specific and is found in <i>tx_port.h</i> . |
| TX_MISRA_ENABLE | When defined, ThreadX utilizes MISRA C compliant conventions. Refer to the <i>ThreadX_MISRA_Compliance.pdf</i> for details. |
| TX_MUTEX_ENABLE_PERFORMANCE_INFO | When defined, enables the gathering of performance information on mutexes. By default, this option is not defined. |
| TX_NO_TIMER | When defined, the ThreadX timer logic is completely disabled. This is useful in cases where the ThreadX timer features (thread sleep, API timeouts, time-slicing, and application timers) are not utilized. |
| TX_NOT_INTERRUPTABLE | When defined, ThreadX does not attempt to minimize interrupt lockout time. This results in faster execution but does slightly increase interrupt lockout time. |
| TX_QUEUE_ENABLE_PERFORMANCE_INFO | When defined, enables the gathering of performance information on queues. By default, this option is not defined. |
| TX_REACTIVATE_INLINE | When defined, performs reactivation of ThreadX timers in-line instead of using a function call. This improves performance but slightly increases code size. By default, this option is not defined. |
| TX_SEMAPHORE_ENABLE_PERFORMANCE_INFO | When defined, enables the gathering of performance information on semaphores. By default, this option is not defined. |

| Define | Meaning |
|------------------------------------------|---------------------------------------------------------------------------------------------------------------------------------------------------------------------------------------------------------------------------------------------------------------------------------------------------------------------------------------------------------------------------------------------------------------------------------------------------------------------------------------------------------------------------------------------------------------------------------------------------|
| TX_THREAD_ENABLE_PERFORMANCE_INFO | Defined, enables the gathering of performance information on threads. By default, this option is not defined. |
| TX_TIMER_ENABLE_PERFORMANCE_INFO | Defined, enables the gathering of performance information on timers. By default, this option is not defined. |
| TX_TIMER_PROCESS_IN_ISR | <p>When defined, eliminates the internal system timer thread for ThreadX. This results in improved performance on timer events and smaller RAM requirements because the timer stack and control block are no longer needed. However, using this option moves all the timer expiration processing to the timer ISR level. By default, this option is not defined.</p> <div><p>Note that services allowed from timers may not be allowed from ISRs and thus might not be allowed when using this option.</p></div> |

Define**TX_TIMER_THREAD_PRIORITY****Meaning**

Defines the priority of the internal ThreadX system timer thread. The default value is priority 0—the highest priority in ThreadX. The default value is defined in ***tx_port.h***.

TX_TIMER_THREAD_STACK_SIZE

Defines the stack size (in bytes) of the internal ThreadX system timer thread. This thread processes all thread sleep requests as well as all service call timeouts. In addition, all application timer callback routines are invoked from this context. The default value is port-specific and is found in ***tx_port.h***.

ThreadX Version ID

The ThreadX version ID can be found in the ***readme_threadx.txt*** file. This file also contains a version history of the corresponding port. Application software can obtain the ThreadX version by examining the global string ***_tx_version_id***.

Functional Components of ThreadX

This chapter contains a description of the high-performance ThreadX kernel from a functional perspective. Each functional component is presented in an easy-to-understand manner.

- Execution Overview 42
 - Initialization 42
 - Thread Execution 42
 - Interrupt Service Routines (ISR) 42
 - Initialization 43
 - Application Timers 44
- Memory Usage 44
 - Static Memory Usage 44
 - Dynamic Memory Usage 46
- Initialization 46
 - System Reset Vector 46
 - Development Tool Initialization 47
 - main Function 47
 - tx_kernel_enter 47
 - Application Definition Function 48
 - Interrupts 48
- Thread Execution 48
 - Thread Execution States 50
 - Thread Entry/Exit Notification 52
 - Thread Priorities 52
 - Thread Scheduling 53
 - Round-robin Scheduling 53
 - Time-Slicing 53
 - Preemption 54
 - Preemption-Threshold™ 54
 - Priority Inheritance 55
 - Thread Creation 55

- Thread Control Block TX_THREAD 55
- Currently Executing Thread 57
- Thread Stack Area 57
- Memory Pitfalls 60
- Optional Run-time Stack Checking 60
- Reentrancy 60
- Thread Priority Pitfalls 61
- Priority Overhead 62
- Run-time Thread Performance Information 63
- Debugging Pitfalls 64
- Message Queues 65
 - Creating Message Queues 66
 - Message Size 66
 - Message Queue Capacity 66
 - Queue Memory Area 67
 - Thread Suspension 67
 - Queue Send Notification 68
 - Queue Event-chaining™ 68
 - Run-time Queue Performance Information 69
 - Queue Control Block TX_QUEUE 70
 - Message Destination Pitfall 70
- Counting Semaphores 70
 - Mutual Exclusion 71
 - Event Notification 71
 - Creating Counting Semaphores 72
 - Thread Suspension 72
 - Semaphore Put Notification 72
 - Semaphore Event-chaining™ 73
 - Run-time Semaphore Performance Information 73
 - Semaphore Control Block TX_SEMAPHORE 74
 - Deadly Embrace 74
 - Priority Inversion 76
- Mutexes 76
 - Mutex Mutual Exclusion 77
 - Creating Mutexes 77
 - Thread Suspension 77
 - Run-time Mutex Performance Information 78
 - Mutex Control Block TX_MUTEX 79
 - Deadly Embrace 79
 - Priority Inversion 79
- Event Flags 80

- Creating Event Flags Groups 81
- Thread Suspension 81
- Event Flags Set Notification 81
- Event Flags Event-chaining™ 82
- Run-time Event Flags Performance Information 82
- Event Flags Group Control Block TX_EVENT_FLAGS_GROUP 83
- Memory Block Pools 83
 - Creating Memory Block Pools 84
 - Memory Block Size 84
 - Pool Capacity 84
 - Pool's Memory Area 85
 - Thread Suspension 85
 - Run-time Block Pool Performance Information 85
 - Memory Block Pool Control Block TX_BLOCK_POOL 86
 - Overwriting Memory Blocks 87
- Memory Byte Pools 87
 - Creating Memory Byte Pools 87
 - Pool Capacity 88
 - Pool's Memory Area 88
 - Thread Suspension 88
 - Run-time Byte Pool Performance Information 89
 - Memory Byte Pool Control Block TX_BYTE_POOL 90
 - Nondeterministic Behavior 90
 - Overwriting Memory Blocks 91
- Application Timers 91
 - Timer Intervals 91
 - Timer Accuracy 92
 - Timer Execution 92
 - Creating Application Timers 92
 - Run-time Application Timer Performance Information 93
 - Application Timer Control Block TX_TIMER 93
 - Excessive Timers 94
- Relative Time 94
- Interrupts 94
 - Interrupt Control 95
 - ThreadX Managed Interrupts 95
 - ISR Template 97
 - High-frequency Interrupts 98
 - Interrupt Latency 98

Execution Overview

There are four types of program execution within a ThreadX application: Initialization, Thread Execution, Interrupt Service Routines (ISRs), and Application Timers.

Figure 2 on page 43 shows each different type of program execution. More detailed information about each of these types is found in subsequent sections of this chapter.

Initialization

As the name implies, this is the first type of program execution in a ThreadX application. Initialization includes all program execution between processor reset and the entry point of the *thread scheduling loop*.

Thread Execution

After initialization is complete, ThreadX enters its thread scheduling loop. The scheduling loop looks for an application thread ready for execution. When a ready thread is found, ThreadX transfers control to it. After the thread is finished (or another higher-priority thread becomes ready), execution transfers back to the thread scheduling loop to find the next highest priority ready thread.

This process of continually executing and scheduling threads is the most common type of program execution in ThreadX applications.

Interrupt Service Routines (ISR)

Interrupts are the cornerstone of real-time systems. Without interrupts it would be extremely difficult to respond to changes in the external world in a timely manner. On detection of an interrupt, the processor saves key information about the current program execution (usually on the stack), then transfers

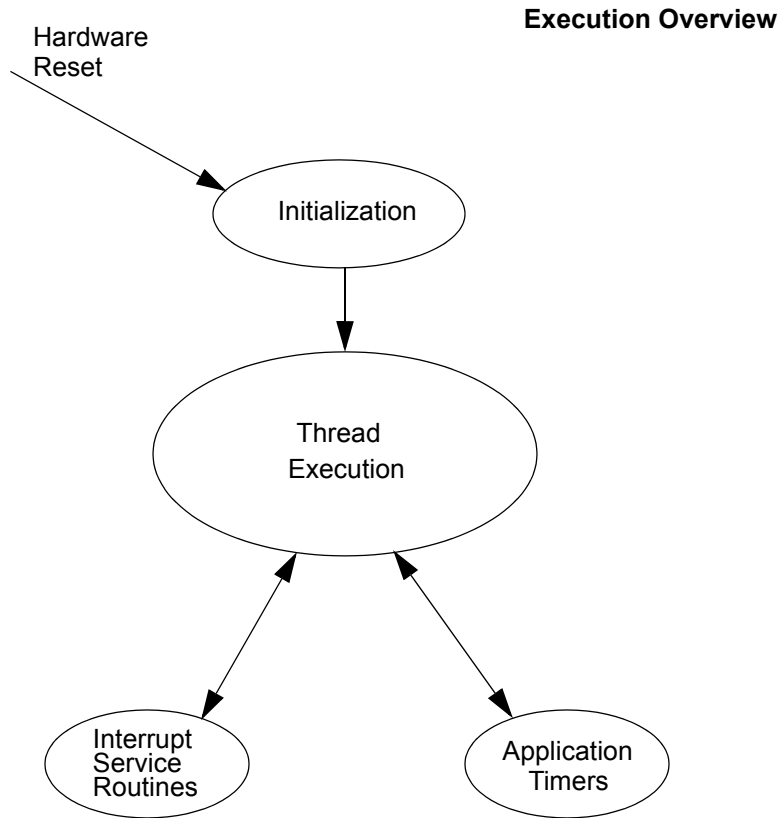


FIGURE 2. Types of Program Execution

control to a predefined program area. This predefined program area is commonly called an Interrupt Service Routine.

In most cases, interrupts occur during thread execution (or in the thread scheduling loop). However, interrupts may also occur inside of an executing ISR or an Application Timer.

Application Timers

Application Timers are similar to ISRs, except the hardware implementation (usually a single periodic hardware interrupt is used) is hidden from the application. Such timers are used by applications to perform time-outs, periodics, and/or watchdog services. Just like ISRs, Application Timers most often interrupt thread execution. Unlike ISRs, however, Application Timers cannot interrupt each other.

Memory Usage

ThreadX resides along with the application program. As a result, the static memory (or fixed memory) usage of ThreadX is determined by the development tools; e.g., the compiler, linker, and locator. Dynamic memory (or run-time memory) usage is under direct control of the application.

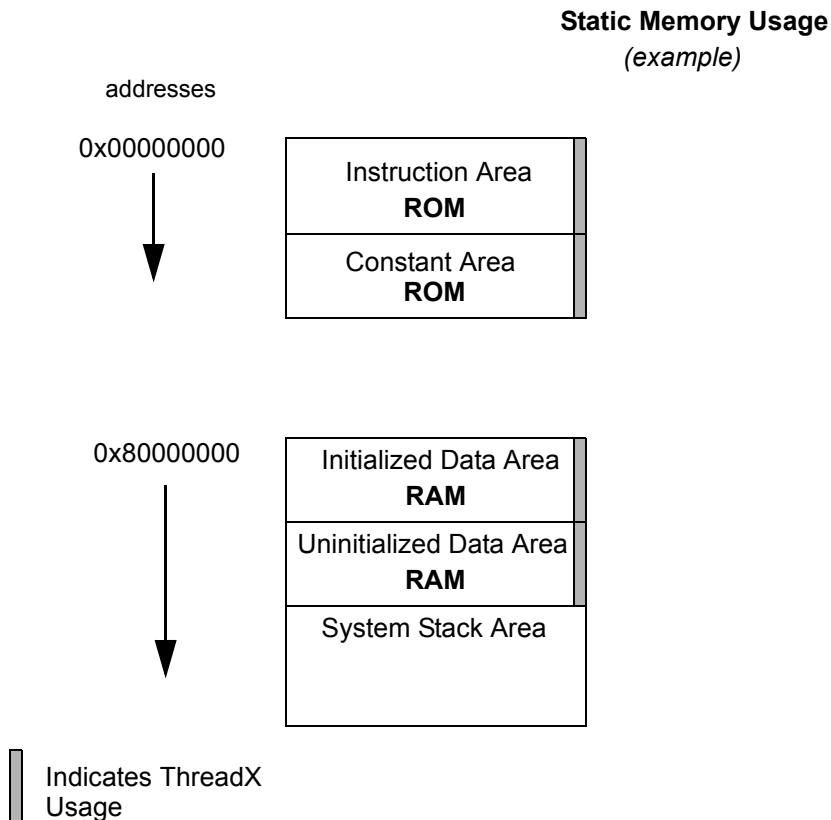
Static Memory Usage

Most of the development tools divide the application program image into five basic areas: *instruction*, *constant*, *initialized data*, *uninitialized data*, and *system stack*. Figure 3 on page 45 shows an example of these memory areas.

It is important to understand that this is only an example. The actual static memory layout is specific to the processor, development tools, and the underlying hardware.

The instruction area contains all of the program's processor instructions. This area is typically the largest and is often located in ROM.

The constant area contains various compiled constants, including strings defined or referenced within the program. In addition, this area contains the "initial copy" of the initialized data area. During the

**FIGURE 3. Memory Area Example**

compiler's initialization process, this portion of the constant area is used to set up the initialized data area in RAM. The constant area usually follows the instruction area and is often located in ROM.

The initialized data and uninitialized data areas contain all of the global and static variables. These areas are always located in RAM.

The system stack is generally set up immediately following the initialized and uninitialized data areas.

The system stack is used by the compiler during initialization, then by ThreadX during initialization and, subsequently, in ISR processing.

Dynamic Memory Usage

As mentioned before, dynamic memory usage is under direct control of the application. Control blocks and memory areas associated with stacks, queues, and memory pools can be placed anywhere in the target's memory space. This is an important feature because it facilitates easy utilization of different types of physical memory.

For example, suppose a target hardware environment has both fast memory and slow memory. If the application needs extra performance for a high-priority thread, its control block (TX_THREAD) and stack can be placed in the fast memory area, which may greatly enhance its performance.

Initialization

Understanding the initialization process is important. The initial hardware environment is set up here. In addition, this is where the application is given its initial personality.

i

ThreadX attempts to utilize (whenever possible) the complete development tool's initialization process. This makes it easier to upgrade to new versions of the development tools in the future.

System Reset Vector

All microprocessors have reset logic. When a reset occurs (either hardware or software), the address of the application's entry point is retrieved from a

specific memory location. After the entry point is retrieved, the processor transfers control to that location.

The application entry point is quite often written in the native assembly language and is usually supplied by the development tools (at least in template form). In some cases, a special version of the entry program is supplied with ThreadX.

Development Tool Initialization

After the low-level initialization is complete, control transfers to the development tool's high-level initialization. This is usually the place where initialized global and static C variables are set up. Remember their initial values are retrieved from the constant area. Exact initialization processing is development tool specific.

main Function

When the development tool initialization is complete, control transfers to the user-supplied *main* function. At this point, the application controls what happens next. For most applications, the main function simply calls *tx_kernel_enter*, which is the entry into ThreadX. However, applications can perform preliminary processing (usually for hardware initialization) prior to entering ThreadX.



The call to tx_kernel_enter does not return, so do not place any processing after it!

tx_kernel_enter

The entry function coordinates initialization of various internal ThreadX data structures and then calls the application's definition function *tx_application_define*.

When *tx_application_define* returns, control is transferred to the thread scheduling loop. This marks the end of initialization!

Application Definition Function

The *tx_application_define* function defines all of the initial application threads, queues, semaphores, mutexes, event flags, memory pools, and timers. It is also possible to create and delete system resources from threads during the normal operation of the application. However, all initial application resources are defined here.

The *tx_application_define* function has a single input parameter and it is certainly worth mentioning. The *first-available* RAM address is the sole input parameter to this function. It is typically used as a starting point for initial run-time memory allocations of thread stacks, queues, and memory pools.

*i*

After initialization is complete, only an executing thread can create and delete system resources—including other threads. Therefore, at least one thread must be created during initialization.

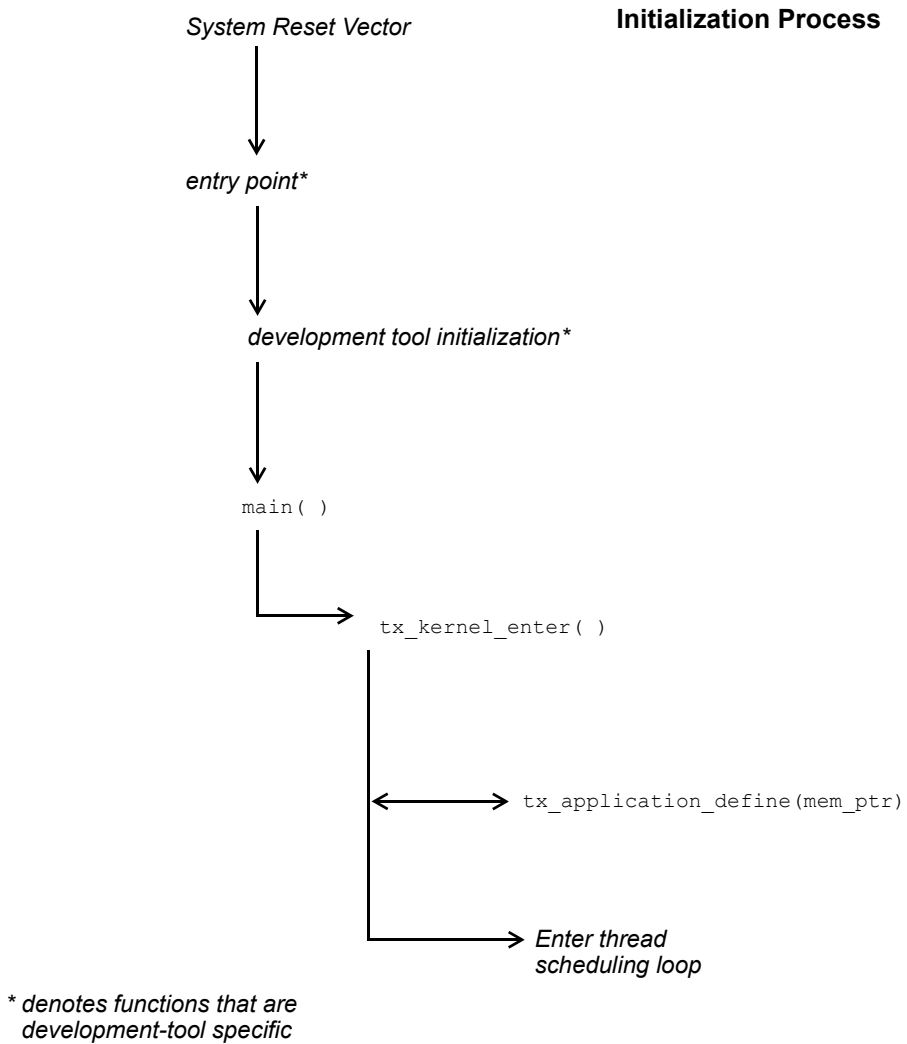
Interrupts

Interrupts are left disabled during the entire initialization process. If the application somehow enables interrupts, unpredictable behavior may occur. Figure 4 on page 49 shows the entire initialization process, from system reset through application-specific initialization.

Thread Execution

Scheduling and executing application threads is the most important activity of ThreadX. A thread is typically defined as a semi-independent program segment with a dedicated purpose. The combined processing of all threads makes an application.

Threads are created dynamically by calling *tx_thread_create* during initialization or during thread execution. Threads are created in either a *ready* or *suspended* state.

**FIGURE 4. Initialization Process**

Thread Execution States

Understanding the different processing states of threads is a key ingredient to understanding the entire multithreaded environment. In ThreadX there are five distinct thread states: *ready*, *suspended*, *executing*, *terminated*, and *completed*. Figure 5 shows the thread state transition diagram for ThreadX.

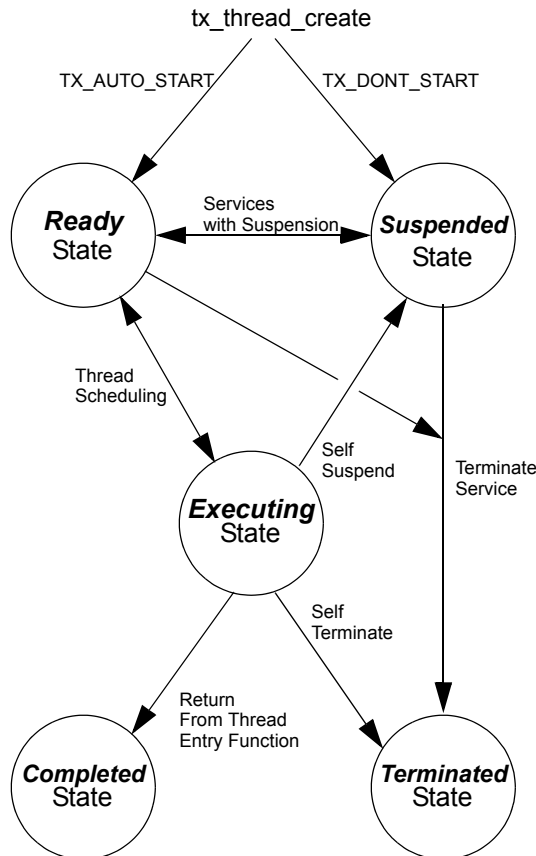


FIGURE 5. Thread State Transition

A thread is in a *ready* state when it is ready for execution. A ready thread is not executed until it is the highest priority thread in ready state. When this happens, ThreadX executes the thread, which then changes its state to *executing*.

If a higher-priority thread becomes ready, the executing thread reverts back to a *ready* state. The newly ready high-priority thread is then executed, which changes its logical state to *executing*. This transition between *ready* and *executing* states occurs every time thread preemption occurs.

At any given moment, only one thread is in an *executing* state. This is because a thread in the *executing* state has control of the underlying processor.

Threads in a *suspended* state are not eligible for execution. Reasons for being in a *suspended* state include suspension for time, queue messages, semaphores, mutexes, event flags, memory, and basic thread suspension. After the cause for suspension is removed, the thread is placed back in a *ready* state.

A thread in a *completed* state is a thread that has completed its processing and returned from its entry function. The entry function is specified during thread creation. A thread in a *completed* state cannot execute again.

A thread is in a *terminated* state because another thread or the thread itself called the *tx_thread_terminate* service. A thread in a *terminated* state cannot execute again.

i

If re-starting a completed or terminated thread is desired, the application must first delete the thread. It can then be re-created and re-started.

Thread Entry/Exit Notification

Some applications may find it advantageous to be notified when a specific thread is entered for the first time, when it completes, or is terminated. ThreadX provides this ability through the *tx_thread_entry_exit_notify* service. This service registers an application notification function for a specific thread, which is called by ThreadX whenever the thread starts running, completes, or is terminated. After being invoked, the application notification function can perform the application-specific processing. This typically involves informing another application thread of the event via a ThreadX synchronization primitive.

Thread Priorities

As mentioned before, a thread is a semi-independent program segment with a dedicated purpose. However, all threads are not created equal! The dedicated purpose of some threads is much more important than others. This heterogeneous type of thread importance is a hallmark of embedded real-time applications.

ThreadX determines a thread's importance when the thread is created by assigning a numerical value representing its *priority*. The maximum number of ThreadX priorities is configurable from 32 through 1024 in increments of 32. The actual maximum number of priorities is determined by the *TX_MAX_PRIORITIES* constant during compilation of the ThreadX library. Having a larger number of priorities does not significantly increase processing overhead. However, for each group of 32 priority levels an additional 128 bytes of RAM is required to manage them. For example, 32 priority levels require 128 bytes of RAM, 64 priority levels require 256 bytes of RAM, and 96 priority levels requires 384 bytes of RAM.

By default, ThreadX has 32 priority levels, ranging from priority 0 through priority 31. Numerically

smaller values imply higher priority. Hence, priority 0 represents the highest priority, while priority (`TX_MAX_PRIORITIES-1`) represents the lowest priority.

Multiple threads can have the same priority relying on cooperative scheduling or time-slicing. In addition, thread priorities can be changed during run-time.

Thread Scheduling

ThreadX schedules threads based on their priority. The ready thread with the highest priority is executed first. If multiple threads of the same priority are ready, they are executed in a *first-in-first-out* (FIFO) manner.

Round-robin Scheduling

ThreadX supports *round-robin* scheduling of multiple threads having the same priority. This is accomplished through cooperative calls to `tx_thread_relinquish`. This service gives all other ready threads of the same priority a chance to execute before the `tx_thread_relinquish` caller executes again.

Time-Slicing

Time-slicing is another form of round-robin scheduling. A time-slice specifies the maximum number of timer ticks (timer interrupts) that a thread can execute without giving up the processor. In ThreadX, time-slicing is available on a per-thread basis. The thread's time-slice is assigned during creation and can be modified during run-time. When a time-slice expires, all other ready threads of the same priority level are given a chance to execute before the time-sliced thread executes again.

A fresh thread time-slice is given to a thread after it suspends, relinquishes, makes a ThreadX service call that causes preemption, or is itself time-sliced.

When a time-sliced thread is preempted, it will resume before other ready threads of equal priority for the remainder of its time-slice.

i

Using time-slicing results in a slight amount of system overhead. Because time-slicing is only useful in cases in which multiple threads share the same priority, threads having a unique priority should not be assigned a time-slice.

Preemption

Preemption is the process of temporarily interrupting an executing thread in favor of a higher-priority thread. This process is invisible to the executing thread. When the higher-priority thread is finished, control is transferred back to the exact place where the preemption took place.

This is a very important feature in real-time systems because it facilitates fast response to important application events. Although a very important feature, preemption can also be a source of a variety of problems, including starvation, excessive overhead, and priority inversion.

Preemption-Threshold™

To ease some of the inherent problems of preemption, ThreadX provides a unique and advanced feature called *preemption-threshold*.

A preemption-threshold allows a thread to specify a priority *ceiling* for disabling preemption. Threads that have higher priorities than the ceiling are still allowed to preempt, while those less than the ceiling are not allowed to preempt.

For example, suppose a thread of priority 20 only interacts with a group of threads that have priorities between 15 and 20. During its critical sections, the thread of priority 20 can set its preemption-threshold to 15, thereby preventing preemption from all of the

threads that it interacts with. This still permits really important threads (priorities between 0 and 14) to preempt this thread during its critical section processing, which results in much more responsive processing.

Of course, it is still possible for a thread to disable all preemption by setting its preemption-threshold to 0. In addition, preemption-threshold can be changed during run-time.

i

Using preemption-threshold disables time-slicing for the specified thread.

Priority Inheritance

ThreadX also supports optional priority inheritance within its mutex services described later in this chapter. Priority inheritance allows a lower priority thread to temporarily assume the priority of a high priority thread that is waiting for a mutex owned by the lower priority thread. This capability helps the application to avoid nondeterministic priority inversion by eliminating preemption of intermediate thread priorities. Of course, *preemption-threshold* may be used to achieve a similar result.

Thread Creation

Application threads are created during initialization or during the execution of other application threads. There is no limit on the number of threads that can be created by an application.

Thread Control Block TX_THREAD

The characteristics of each thread are contained in its control block. This structure is defined in the *tx_api.h* file.

A thread's control block can be located anywhere in memory, but it is most common to make the control

block a global structure by defining it outside the scope of any function.

Locating the control block in other areas requires a bit more care, just like all dynamically allocated memory. If a control block is allocated within a C function, the memory associated with it is part of the calling thread's stack. In general, avoid using local storage for control blocks because after the function returns, all of its local variable stack space is released—regardless of whether another thread is using it for a control block!

In most cases, the application is oblivious to the contents of the thread's control block. However, there are some situations, especially during debug, in which looking at certain members is useful. The following are some of the more useful control block members:

tx_thread_run_count

contains a counter of the number of many times the thread has been scheduled. An increasing counter indicates the thread is being scheduled and executed.

tx_thread_state

contains the state of the associated thread. The following lists the possible thread states:

| | |
|-------------------|--------|
| TX_READY | (0x00) |
| TX_COMPLETED | (0x01) |
| TX_TERMINATED | (0x02) |
| TX_SUSPENDED | (0x03) |
| TX_SLEEP | (0x04) |
| TX_QUEUE_SUSP | (0x05) |
| TX_SEMAPHORE_SUSP | (0x06) |
| TX_EVENT_FLAG | (0x07) |
| TX_BLOCK_MEMORY | (0x08) |
| TX_BYTE_MEMORY | (0x09) |
| TX_MUTEX_SUSP | (0x0D) |



Of course there are many other interesting fields in the thread control block, including the stack pointer, time-slice value, priorities, etc. Users are welcome to review control block members, but modifications are strictly prohibited!



*There is no equate for the “executing” state mentioned earlier in this section. It is not necessary because there is only one executing thread at a given time. The state of an executing thread is also **TX_READY**.*

Currently Executing Thread

As mentioned before, there is only one thread executing at any given time. There are several ways to identify the executing thread, depending on which thread is making the request.

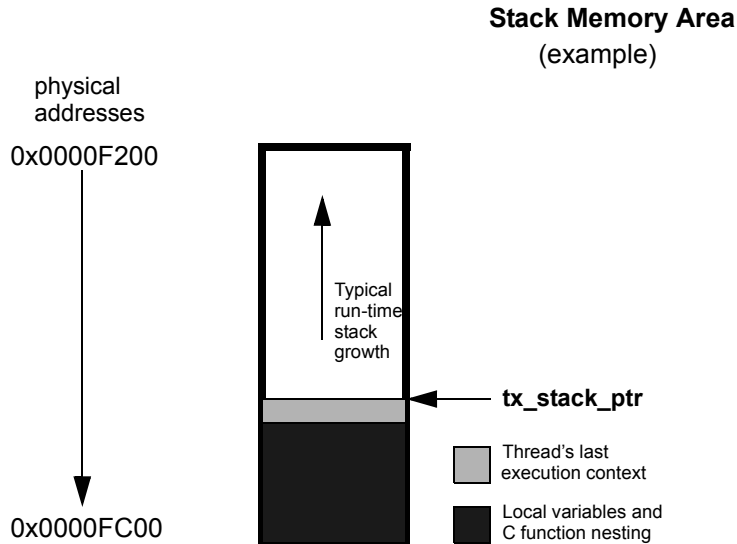
A program segment can get the control block address of the executing thread by calling **tx_thread_identify**. This is useful in shared portions of application code that are executed from multiple threads.

In debug sessions, users can examine the internal ThreadX pointer **_tx_thread_current_ptr**. It contains the control block address of the currently executing thread. If this pointer is NULL, no application thread is executing; i.e., ThreadX is waiting in its scheduling loop for a thread to become ready.

Thread Stack Area

Each thread must have its own stack for saving the context of its last execution and compiler use. Most C compilers use the stack for making function calls and for temporarily allocating local variables. Figure 6 on page 58 shows a typical thread's stack.

Where a thread stack is located in memory is up to the application. The stack area is specified during thread creation and can be located anywhere in the

**FIGURE 6. Typical Thread Stack**

target's address space. This is an important feature because it allows applications to improve performance of important threads by placing their stack in high-speed RAM.

How big a stack should be is one of the most frequently asked questions about threads. A thread's stack area must be large enough to accommodate worst-case function call nesting, local variable allocation, and saving its last execution context.

The minimum stack size, **TX_MINIMUM_STACK**, is defined by ThreadX. A stack of this size supports saving a thread's context and minimum amount of function calls and local variable allocation.

For most threads, however, the minimum stack size is too small, and the user must ascertain the worst-case size requirement by examining function-call

nesting and local variable allocation. Of course, it is always better to start with a larger stack area.

After the application is debugged, it is possible to tune the thread stack sizes if memory is scarce. A favorite trick is to preset all stack areas with an easily identifiable data pattern like (0xEFEF) prior to creating the threads. After the application has been thoroughly put through its paces, the stack areas can be examined to see how much stack was actually used by finding the area of the stack where the data pattern is still intact. Figure 7 shows a stack preset to 0xEFEF after thorough thread execution.

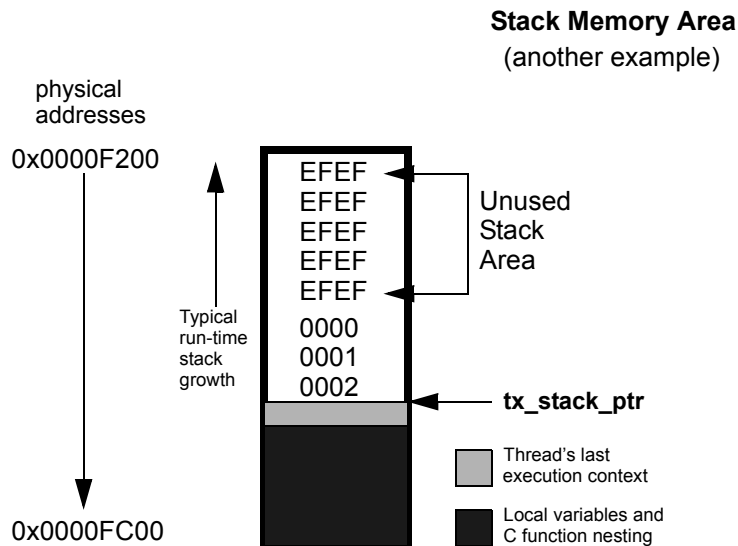


FIGURE 7. Stack Preset to 0xEFEF



By default, ThreadX initializes every byte of each thread stack with a value of 0xEF.

Memory Pitfalls

The stack requirements for threads can be large. Therefore, it is important to design the application to have a reasonable number of threads. Furthermore, some care must be taken to avoid excessive stack usage within threads. Recursive algorithms and large local data structures should be avoided.

In most cases, an overflowed stack causes thread execution to corrupt memory adjacent (usually before) its stack area. The results are unpredictable, but most often result in an un-natural change in the program counter. This is often called “jumping into the weeds.” Of course, the only way to prevent this is to ensure all thread stacks are large enough.

Optional Run-time Stack Checking

ThreadX provides the ability to check each thread's stack for corruption during run-time. By default, ThreadX fills every byte of thread stacks with a 0xEF data pattern during creation. If the application builds the ThreadX library with

`TX_ENABLE_STACK_CHECKING` defined, ThreadX will examine each thread's stack for corruption as it is suspended or resumed. If stack corruption is detected, ThreadX will call the application's stack error handling routine as specified by the call to `tx_thread_stack_error_notify`. Otherwise, if no stack error handler was specified, ThreadX will call the internal `_tx_thread_stack_error_handler` routine.

Reentrancy

One of the real beauties of multithreading is that the same C function can be called from multiple threads. This provides great power and also helps reduce code space. However, it does require that C functions called from multiple threads are *reentrant*.

Basically, a reentrant function stores the caller's return address on the current stack and does not rely on global or static C variables that it previously set

up. Most compilers place the return address on the stack. Hence, application developers must only worry about the use of *globals* and *statics*.

An example of a non-reentrant function is the string token function “strtok” found in the standard C library. This function remembers the previous string pointer on subsequent calls. It does this with a static string pointer. If this function is called from multiple threads, it would most likely return an invalid pointer.

Thread Priority Pitfalls

Selecting thread priorities is one of the most important aspects of multithreading. It is sometimes very tempting to assign priorities based on a perceived notion of thread importance rather than determining what is exactly required during run-time. Misuse of thread priorities can starve other threads, create priority inversion, reduce processing bandwidth, and make the application’s run-time behavior difficult to understand.

As mentioned before, ThreadX provides a priority-based, preemptive scheduling algorithm. Lower priority threads do not execute until there are no higher priority threads ready for execution. If a higher priority thread is always ready, the lower priority threads never execute. This condition is called *thread starvation*.

Most thread starvation problems are detected early in debug and can be solved by ensuring that higher priority threads don’t execute continuously. Alternatively, logic can be added to the application that gradually raises the priority of starved threads until they get a chance to execute.

Another pitfall associated with thread priorities is *priority inversion*. Priority inversion takes place when a higher priority thread is suspended because a lower priority thread has a needed resource. Of

course, in some instances it is necessary for two threads of different priority to share a common resource. If these threads are the only ones active, the priority inversion time is bounded by the time the lower priority thread holds the resource. This condition is both deterministic and quite normal. However, if threads of intermediate priority become active during this priority inversion condition, the priority inversion time is no longer deterministic and could cause an application failure.

There are principally three distinct methods of preventing nondeterministic priority inversion in ThreadX. First, the application priority selections and run-time behavior can be designed in a manner that prevents the priority inversion problem. Second, lower priority threads can utilize *preemption-threshold* to block preemption from intermediate threads while they share resources with higher priority threads. Finally, threads using ThreadX mutex objects to protect system resources may utilize the optional mutex *priority inheritance* to eliminate nondeterministic priority inversion.

Priority Overhead

One of the most overlooked ways to reduce overhead in multithreading is to reduce the number of context switches. As previously mentioned, a context switch occurs when execution of a higher priority thread is favored over that of the executing thread. It is worthwhile to mention that higher priority threads can become ready as a result of both external events (like interrupts) and from service calls made by the executing thread.

To illustrate the effects thread priorities have on context switch overhead, assume a three thread environment with threads named *thread_1*, *thread_2*, and *thread_3*. Assume further that all of the threads are in a state of suspension waiting for a message. When *thread_1* receives a message, it immediately

forwards it to thread_2. Thread_2 then forwards the message to thread_3. Thread_3 just discards the message. After each thread processes its message, it goes back and waits for another message.

The processing required to execute these three threads varies greatly depending on their priorities. If all of the threads have the same priority, a single context switch occurs before the execution of each thread. The context switch occurs when each thread suspends on an empty message queue.

However, if thread_2 is higher priority than thread_1 and thread_3 is higher priority than thread_2, the number of context switches doubles. This is because another context switch occurs inside of the *tx_queue_send* service when it detects that a higher priority thread is now ready.

The ThreadX preemption-threshold mechanism can avoid these extra context switches and still allow the previously mentioned priority selections. This is an important feature because it allows several thread priorities during scheduling, while at the same time eliminating some of the unwanted context switching between them during thread execution.

Run-time Thread Performance Information

ThreadX provides optional run-time thread performance information. If the ThreadX library and application is built with ***TX_THREAD_ENABLE_PERFORMANCE_INFO*** defined, ThreadX accumulates the following information:

Total number for the overall system:

- thread resumptions
- thread suspensions
- service call preemptions
- interrupt preemptions

- priority inversions
- time-slices
- relinquishes
- thread timeouts
- suspension aborts
- idle system returns
- non-idle system returns

Total number for each thread:

- resumptions
- suspensions
- service call preemptions
- interrupt preemptions
- priority inversions
- time-slices
- thread relinquishes
- thread timeouts
- suspension aborts

This information is available at run-time through the services *tx_thread_performance_info_get* and *tx_thread_performance_system_info_get*. Thread performance information is useful in determining if the application is behaving properly. It is also useful in optimizing the application. For example, a relatively high number of service call preemptions might suggest the thread's priority and/or preemption-threshold is too low. Furthermore, a relatively low number of idle system returns might suggest that lower priority threads are not suspending enough.

Debugging Pitfalls

Debugging multithreaded applications is a little more difficult because the same program code can be executed from multiple threads. In such cases, a break-point alone may not be enough. The debugger

must also view the current thread pointer `_tx_thread_current_ptr` using a conditional breakpoint to see if the calling thread is the one to debug.

Much of this is being handled in multithreading support packages offered through various development tool vendors. Because of its simple design, integrating ThreadX with different development tools is relatively easy.

Stack size is always an important debug topic in multithreading. Whenever unexplained behavior is observed, it is usually a good first guess to increase stack sizes for all threads—especially the stack size of the last thread to execute!

i It is also a good idea to build the ThreadX library with `TX_ENABLE_STACK_CHECKING` defined. This will help isolate stack corruption problems as early in the processing as possible!

Message Queues

Message queues are the primary means of inter-thread communication in ThreadX. One or more messages can reside in a message queue. A message queue that holds a single message is commonly called a *mailbox*.

Messages are copied to a queue by `tx_queue_send` and are copied from a queue by `tx_queue_receive`. The only exception to this is when a thread is suspended while waiting for a message on an empty queue. In this case, the next message sent to the queue is placed directly into the thread's destination area.

Each message queue is a public resource. ThreadX places no constraints on how message queues are used.

Creating Message Queues

Message queues are created either during initialization or during run-time by application threads. There is no limit on the number of message queues in an application.

Message Size

Each message queue supports a number of fixed-sized messages. The available message sizes are 1 through 16 32-bit words inclusive. The message size is specified when the queue is created.

Application messages greater than 16 words must be passed by pointer. This is accomplished by creating a queue with a message size of 1 word (enough to hold a pointer) and then sending and receiving message pointers instead of the entire message.

Message Queue Capacity

The number of messages a queue can hold is a function of its message size and the size of the memory area supplied during creation. The total message capacity of the queue is calculated by dividing the number of bytes in each message into the total number of bytes in the supplied memory area.

For example, if a message queue that supports a message size of 1 32-bit word (4 bytes) is created with a 100-byte memory area, its capacity is 25 messages.

Queue Memory Area

As mentioned before, the memory area for buffering messages is specified during queue creation. Like other memory areas in ThreadX, it can be located anywhere in the target's address space.

This is an important feature because it gives the application considerable flexibility. For example, an application might locate the memory area of an important queue in high-speed RAM to improve performance.

Thread Suspension

Application threads can suspend while attempting to send or receive a message from a queue. Typically, thread suspension involves waiting for a message from an empty queue. However, it is also possible for a thread to suspend trying to send a message to a full queue.

After the condition for suspension is resolved, the service requested is completed and the waiting thread is resumed. If multiple threads are suspended on the same queue, they are resumed in the order they were suspended (FIFO).

However, priority resumption is also possible if the application calls ***tx_queue_prioritize*** prior to the queue service that lifts thread suspension. The queue prioritize service places the highest priority thread at the front of the suspension list, while leaving all other suspended threads in the same FIFO order.

Time-outs are also available for all queue suspensions. Basically, a time-out specifies the maximum number of timer ticks the thread will stay suspended. If a time-out occurs, the thread is resumed and the service returns with the appropriate error code.

Queue Send Notification

Some applications may find it advantageous to be notified whenever a message is placed on a queue. ThreadX provides this ability through the *tx_queue_send_notify* service. This service registers the supplied application notification function with the specified queue. ThreadX will subsequently invoke this application notification function whenever a message is sent to the queue. The exact processing within the application notification function is determined by the application; however, it typically consists of resuming the appropriate thread for processing the new message.

Queue Event-chaining™

The notification capabilities in ThreadX can be used to chain various synchronization events together. This is typically useful when a single thread must process multiple synchronization events.

For example, suppose a single thread is responsible for processing messages from five different queues and must also suspend when no messages are available. This is easily accomplished by registering an application notification function for each queue and introducing an additional counting semaphore. Specifically, the application notification function performs a *tx_semaphore_put* whenever it is called (the semaphore count represents the total number of messages in all five queues). The processing thread suspends on this semaphore via the *tx_semaphore_get* service. When the semaphore is available (in this case, when a message is available!), the processing thread is resumed. It then interrogates each queue for a message, processes the found message, and performs another *tx_semaphore_get* to wait for the next message. Accomplishing this without event-chaining is quite difficult and likely would require more threads and/or additional application code.

In general, *event-chaining* results in fewer threads, less overhead, and smaller RAM requirements. It also provides a highly flexible mechanism to handle synchronization requirements of more complex systems.

Run-time Queue Performance Information

ThreadX provides optional run-time queue performance information. If the ThreadX library and application is built with ***TX_QUEUE_ENABLE_PERFORMANCE_INFO*** defined, ThreadX accumulates the following information:

Total number for the overall system:

- messages sent
- messages received
- queue empty suspensions
- queue full suspensions
- queue full error returns (suspension not specified)
- queue timeouts

Total number for each queue:

- messages sent
- messages received
- queue empty suspensions
- queue full suspensions
- queue full error returns (suspension not specified)
- queue timeouts

This information is available at run-time through the services *tx_queue_performance_info_get* and *tx_queue_performance_system_info_get*. Queue performance information is useful in determining if the application is behaving properly. It is also useful in optimizing the application. For example, a relatively high number of “queue full suspensions”

suggests an increase in the queue size might be beneficial.

Queue Control Block TX_QUEUE

The characteristics of each message queue are found in its control block. It contains interesting information such as the number of messages in the queue. This structure is defined in the **tx_api.h** file.

Message queue control blocks can also be located anywhere in memory, but it is most common to make the control block a global structure by defining it outside the scope of any function.

Message Destination Pitfall

As mentioned previously, messages are copied between the queue area and application data areas. It is important to ensure the destination for a received message is large enough to hold the entire message. If not, the memory following the message destination will likely be corrupted.



This is especially lethal when a too-small message destination is on the stack—nothing like corrupting the return address of a function!

Counting Semaphores

ThreadX provides 32-bit counting semaphores that range in value between 0 and 4,294,967,295. There are two operations for counting semaphores: **tx_semaphore_get** and **tx_semaphore_put**. The get operation decreases the semaphore by one. If the semaphore is 0, the get operation is not successful. The inverse of the get operation is the put operation. It increases the semaphore by one.

Each counting semaphore is a public resource. ThreadX places no constraints on how counting semaphores are used.

Counting semaphores are typically used for *mutual exclusion*. However, counting semaphores can also be used as a method for event notification.

Mutual Exclusion

Mutual exclusion pertains to controlling the access of threads to certain application areas (also called *critical sections* or *application resources*). When used for mutual exclusion, the “current count” of a semaphore represents the total number of threads that are allowed access. In most cases, counting semaphores used for mutual exclusion will have an initial value of 1, meaning that only one thread can access the associated resource at a time. Counting semaphores that only have values of 0 or 1 are commonly called *binary semaphores*.

i

If a binary semaphore is being used, the user must prevent the same thread from performing a get operation on a semaphore it already owns. A second get would be unsuccessful and could cause indefinite suspension of the calling thread and permanent unavailability of the resource.

Event Notification

It is also possible to use counting semaphores as event notification, in a producer-consumer fashion. The consumer attempts to get the counting semaphore while the producer increases the semaphore whenever something is available. Such semaphores usually have an initial value of 0 and will not increase until the producer has something ready for the consumer. Semaphores used for event notification may also benefit from use of the *tx_semaphore_ceiling_put* service call. This service ensures that the semaphore count never exceeds the value supplied in the call.

Creating Counting Semaphores

Counting semaphores are created either during initialization or during run-time by application threads. The initial count of the semaphore is specified during creation. There is no limit on the number of counting semaphores in an application.

Thread Suspension

Application threads can suspend while attempting to perform a get operation on a semaphore with a current count of 0.

After a put operation is performed, the suspended thread's get operation is performed and the thread is resumed. If multiple threads are suspended on the same counting semaphore, they are resumed in the same order they were suspended (FIFO).

However, priority resumption is also possible if the application calls ***tx_semaphore_prioritize*** prior to the semaphore put call that lifts thread suspension. The semaphore prioritize service places the highest priority thread at the front of the suspension list, while leaving all other suspended threads in the same FIFO order.

Semaphore Put Notification

Some applications may find it advantageous to be notified whenever a semaphore is put. ThreadX provides this ability through the ***tx_semaphore_put_notify*** service. This service registers the supplied application notification function with the specified semaphore. ThreadX will subsequently invoke this application notification function whenever the semaphore is put. The exact processing within the application notification function is determined by the application; however, it typically consists of resuming the appropriate thread for processing the new semaphore put event.

Semaphore Event-chaining™

The notification capabilities in ThreadX can be used to chain various synchronization events together. This is typically useful when a single thread must process multiple synchronization events.

For example, instead of having separate threads suspend for a queue message, event flags, and a semaphore, the application can register a notification routine for each object. When invoked, the application notification routine can then resume a single thread, which can interrogate each object to find and process the new event.

In general, *event-chaining* results in fewer threads, less overhead, and smaller RAM requirements. It also provides a highly flexible mechanism to handle synchronization requirements of more complex systems.

Run-time Semaphore Performance Information

ThreadX provides optional run-time semaphore performance information. If the ThreadX library and application is built with ***TX_SEMAPHORE_ENABLE_PERFORMANCE_INFO*** defined, ThreadX accumulates the following information.

Total number for the overall system:

- semaphore puts
- semaphore gets
- semaphore get suspensions
- semaphore get timeouts

Total number for each semaphore:

- semaphore puts
- semaphore gets
- semaphore get suspensions
- semaphore get timeouts

This information is available at run-time through the services `tx_semaphore_performance_info_get` and `tx_semaphore_performance_system_info_get`. Semaphore performance information is useful in determining if the application is behaving properly. It is also useful in optimizing the application. For example, a relatively high number of “semaphore get timeouts” might suggest that other threads are holding resources too long.

Semaphore Control Block TX_SEMAPHORE

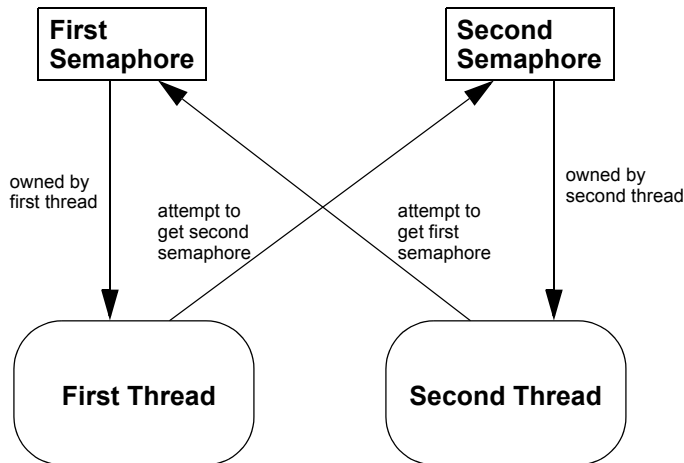
The characteristics of each counting semaphore are found in its control block. It contains information such as the current semaphore count. This structure is defined in the `tx_api.h` file.

Semaphore control blocks can be located anywhere in memory, but it is most common to make the control block a global structure by defining it outside the scope of any function.

Deadly Embrace

One of the most interesting and dangerous pitfalls associated with semaphores used for mutual exclusion is the *deadly embrace*. A deadly embrace, or *deadlock*, is a condition in which two or more threads are suspended indefinitely while attempting to get semaphores already owned by each other.

This condition is best illustrated by a two thread, two semaphore example. Suppose the first thread owns the first semaphore and the second thread owns the second semaphore. If the first thread attempts to get the second semaphore and at the same time the second thread attempts to get the first semaphore, both threads enter a deadlock condition. In addition, if these threads stay suspended forever, their associated resources are locked-out forever as well. Figure 8 on page 75 illustrates this example.

Deadly Embrace
(example)**FIGURE 8. Example of Suspended Threads**

For real-time systems, deadly embraces can be prevented by placing certain restrictions on how threads obtain semaphores. Threads can only have one semaphore at a time. Alternatively, threads can own multiple semaphores if they gather them in the same order. In the previous example, if the first and second thread obtain the first and second semaphore in order, the deadly embrace is prevented.



It is also possible to use the suspension time-out associated with the get operation to recover from a deadly embrace.

Priority Inversion

Another pitfall associated with mutual exclusion semaphores is priority inversion. This topic is discussed more fully in “Thread Priority Pitfalls” on page 61.

The basic problem results from a situation in which a lower-priority thread has a semaphore that a higher priority thread needs. This in itself is normal. However, threads with priorities in between them may cause the priority inversion to last a non-deterministic amount of time. This can be handled through careful selection of thread priorities, using preemption-threshold, and temporarily raising the priority of the thread that owns the resource to that of the high priority thread.

Mutexes

In addition to semaphores, ThreadX also provides a mutex object. A mutex is basically a binary semaphore, which means that only one thread can own a mutex at a time. In addition, the same thread may perform a successful mutex get operation on an owned mutex multiple times, 4,294,967,295 to be exact. There are two operations on the mutex object: ***tx_mutex_get*** and ***tx_mutex_put***. The get operation obtains a mutex not owned by another thread, while the put operation releases a previously obtained mutex. For a thread to release a mutex, the number of put operations must equal the number of prior get operations.

Each mutex is a public resource. ThreadX places no constraints on how mutexes are used.

ThreadX mutexes are used solely for *mutual exclusion*. Unlike counting semaphores, mutexes have no use as a method for event notification.

Mutex Mutual Exclusion

Similar to the discussion in the counting semaphore section, mutual exclusion pertains to controlling the access of threads to certain application areas (also called *critical sections* or *application resources*). When available, a ThreadX mutex will have an ownership count of 0. After the mutex is obtained by a thread, the ownership count is incremented once for every successful get operation performed on the mutex and decremented for every successful put operation.

Creating Mutexes

ThreadX mutexes are created either during initialization or during run-time by application threads. The initial condition of a mutex is always “available.” A mutex may also be created with *priority inheritance* selected.

Thread Suspension

Application threads can suspend while attempting to perform a get operation on a mutex already owned by another thread.

After the same number of put operations are performed by the owning thread, the suspended thread’s get operation is performed, giving it ownership of the mutex, and the thread is resumed. If multiple threads are suspended on the same mutex, they are resumed in the same order they were suspended (FIFO).

However, priority resumption is done automatically if the mutex priority inheritance was selected during creation. Priority resumption is also possible if the application calls ***tx_mutex_prioritize*** prior to the mutex put call that lifts thread suspension. The mutex prioritize service places the highest priority thread at the front of the suspension list, while leaving all other suspended threads in the same FIFO order.

Run-time Mutex Performance Information

ThreadX provides optional run-time mutex performance information. If the ThreadX library and application is built with ***TX_MUTEX_ENABLE_PERFORMANCE_INFO*** defined, ThreadX accumulates the following information.

Total number for the overall system:

- mutex puts
- mutex gets
- mutex get suspensions
- mutex get timeouts
- mutex priority inversions
- mutex priority inheritances

Total number for each mutex:

- mutex puts
- mutex gets
- mutex get suspensions
- mutex get timeouts
- mutex priority inversions
- mutex priority inheritances

This information is available at run-time through the services *tx_mutex_performance_info_get* and *tx_mutex_performance_system_info_get*. Mutex performance information is useful in determining if the application is behaving properly. It is also useful in optimizing the application. For example, a relatively high number of “mutex get timeouts” might suggest that other threads are holding resources too long.

Mutex Control Block TX_MUTEX

The characteristics of each mutex are found in its control block. It contains information such as the current mutex ownership count along with the pointer of the thread that owns the mutex. This structure is defined in the **tx_api.h** file.

Mutex control blocks can be located anywhere in memory, but it is most common to make the control block a global structure by defining it outside the scope of any function.

Deadly Embrace

One of the most interesting and dangerous pitfalls associated with mutex ownership is the *deadly embrace*. A deadly embrace, or *deadlock*, is a condition where two or more threads are suspended indefinitely while attempting to get a mutex already owned by the other threads. The discussion of *deadly embrace* and its remedies found on page 74 is completely valid for the mutex object as well.

Priority Inversion

As mentioned previously, a major pitfall associated with mutual exclusion is priority inversion. This topic is discussed more fully in “Thread Priority Pitfalls” on page 61.

The basic problem results from a situation in which a lower priority thread has a semaphore that a higher priority thread needs. This in itself is normal. However, threads with priorities in between them may cause the priority inversion to last a non-deterministic amount of time. Unlike semaphores discussed previously, the ThreadX mutex object has optional *priority inheritance*. The basic idea behind priority inheritance is that a lower priority thread has its priority raised temporarily to the priority of a high priority thread that wants the same mutex owned by the lower priority thread. When the lower priority thread releases the mutex, its original priority is then restored and the higher priority thread is given

ownership of the mutex. This feature eliminates nondeterministic priority inversion by bounding the amount of inversion to the time the lower priority thread holds the mutex. Of course, the techniques discussed earlier in this chapter to handle nondeterministic priority inversion are also valid with mutexes as well.

Event Flags

Event flags provide a powerful tool for thread synchronization. Each event flag is represented by a single bit. Event flags are arranged in groups of 32.

Threads can operate on all 32 event flags in a group at the same time. Events are set by `tx_event_flags_set` and are retrieved by `tx_event_flags_get`.

Setting event flags is done with a logical AND/OR operation between the current event flags and the new event flags. The type of logical operation (either an AND or OR) is specified in the `tx_event_flags_set` call.

There are similar logical options for retrieval of event flags. A get request can specify that all specified event flags are required (a logical AND). Alternatively, a get request can specify that any of the specified event flags will satisfy the request (a logical OR). The type of logical operation associated with event flags retrieval is specified in the `tx_event_flags_get` call.

***i** Event flags that satisfy a get request are consumed, i.e., set to zero, if **TX_OR_CLEAR** or **TX_AND_CLEAR** are specified by the request.*

Each event flags group is a public resource. ThreadX places no constraints on how event flags groups are used.

Creating Event Flags Groups

Event flags groups are created either during initialization or during run-time by application threads. At the time of their creation, all event flags in the group are set to zero. There is no limit on the number of event flags groups in an application.

Thread Suspension

Application threads can suspend while attempting to get any logical combination of event flags from a group. After an event flag is set, the get requests of all suspended threads are reviewed. All the threads that now have the required event flags are resumed.

i

All suspended threads on an event flags group are reviewed when its event flags are set. This, of course, introduces additional overhead. Therefore, it is good practice to limit the number of threads using the same event flags group to a reasonable number.

Event Flags Set Notification

Some applications may find it advantageous to be notified whenever an event flag is set. ThreadX provides this ability through the `tx_event_flags_set_notify` service. This service registers the supplied application notification function with the specified event flags group. ThreadX will subsequently invoke this application notification function whenever an event flag in the group is set. The exact processing within the application notification function is determined by the application, but it typically consists of resuming the appropriate thread for processing the new event flag.

Event Flags Event-chaining™

The notification capabilities in ThreadX can be used to “chain” various synchronization events together. This is typically useful when a single thread must process multiple synchronization events.

For example, instead of having separate threads suspend for a queue message, event flags, and a semaphore, the application can register a notification routine for each object. When invoked, the application notification routine can then resume a single thread, which can interrogate each object to find and process the new event.

In general, *event-chaining* results in fewer threads, less overhead, and smaller RAM requirements. It also provides a highly flexible mechanism to handle synchronization requirements of more complex systems.

Run-time Event Flags Performance Information

ThreadX provides optional run-time event flags performance information. If the ThreadX library and application is built with **`TX_EVENT_FLAGS_ENABLE_PERFORMANCE_INFO`** defined, ThreadX accumulates the following information.

Total number for the overall system:

- event flags sets
- event flags gets
- event flags get suspensions
- event flags get timeouts

Total number for each event flags group:

- event flags sets
- event flags gets
- event flags get suspensions
- event flags get timeouts

This information is available at run-time through the services `tx_event_flags_performance_info_get` and `tx_event_flags_performance_system_info_get`. Event Flags performance information is useful in determining if the application is behaving properly. It is also useful in optimizing the application. For example, a relatively high number of timeouts on the `tx_event_flags_get` service might suggest that the event flags suspension timeout is too short.

Event Flags Group Control Block

`TX_EVENT_FLAGS_GROUP`

The characteristics of each event flags group are found in its control block. It contains information such as the current event flags settings and the number of threads suspended for events. This structure is defined in the `tx_api.h` file.

Event group control blocks can be located anywhere in memory, but it is most common to make the control block a global structure by defining it outside the scope of any function.

Memory Block Pools

Allocating memory in a fast and deterministic manner is always a challenge in real-time applications. With this in mind, ThreadX provides the ability to create and manage multiple pools of fixed-size memory blocks.

Because memory block pools consist of fixed-size blocks, there are never any fragmentation problems. Of course, fragmentation causes behavior that is inherently nondeterministic. In addition, the time required to allocate and free a fixed-size memory block is comparable to that of simple linked-list manipulation. Furthermore, memory block allocation and de-allocation is done at the head of the available list. This provides the fastest possible linked list

processing and might help keep the actual memory block in cache.

Lack of flexibility is the main drawback of fixed-size memory pools. The block size of a pool must be large enough to handle the worst case memory requirements of its users. Of course, memory may be wasted if many different size memory requests are made to the same pool. A possible solution is to make several different memory block pools that contain different sized memory blocks.

Each memory block pool is a public resource. ThreadX places no constraints on how pools are used.

Creating Memory Block Pools

Memory block pools are created either during initialization or during run-time by application threads. There is no limit on the number of memory block pools in an application.

Memory Block Size

As mentioned earlier, memory block pools contain a number of fixed-size blocks. The block size, in bytes, is specified during creation of the pool.

i

ThreadX adds a small amount of overhead—the size of a C pointer—to each memory block in the pool. In addition, ThreadX might have to pad the block size to keep the beginning of each memory block on proper alignment.

Pool Capacity

The number of memory blocks in a pool is a function of the block size and the total number of bytes in the memory area supplied during creation. The capacity of a pool is calculated by dividing the block size

(including padding and the pointer overhead bytes) into the total number of bytes in the supplied memory area.

Pool's Memory Area

As mentioned before, the memory area for the block pool is specified during creation. Like other memory areas in ThreadX, it can be located anywhere in the target's address space.

This is an important feature because of the considerable flexibility it provides. For example, suppose that a communication product has a high-speed memory area for I/O. This memory area is easily managed by making it into a ThreadX memory block pool.

Thread Suspension

Application threads can suspend while waiting for a memory block from an empty pool. When a block is returned to the pool, the suspended thread is given this block and the thread is resumed.

If multiple threads are suspended on the same memory block pool, they are resumed in the order they were suspended (FIFO).

However, priority resumption is also possible if the application calls ***tx_block_pool_prioritize*** prior to the block release call that lifts thread suspension. The block pool prioritize service places the highest priority thread at the front of the suspension list, while leaving all other suspended threads in the same FIFO order.

Run-time Block Pool Performance Information

ThreadX provides optional run-time block pool performance information. If the ThreadX library and application is built with ***TX_BLOCK_POOL_ENABLE_PERFORMANCE_INFO***

defined, ThreadX accumulates the following information.

Total number for the overall system:

- blocks allocated
- blocks released
- allocation suspensions
- allocation timeouts

Total number for each block pool:

- blocks allocated
- blocks released
- allocation suspensions
- allocation timeouts

This information is available at run-time through the services *tx_block_pool_performance_info_get* and *tx_block_pool_performance_system_info_get*. Block pool performance information is useful in determining if the application is behaving properly. It is also useful in optimizing the application. For example, a relatively high number of “allocation suspensions” might suggest that the block pool is too small.

Memory Block Pool Control Block TX_BLOCK_POOL

The characteristics of each memory block pool are found in its control block. It contains information such as the number of memory blocks available and the memory pool block size. This structure is defined in the *tx_api.h* file.

Pool control blocks can also be located anywhere in memory, but it is most common to make the control block a global structure by defining it outside the scope of any function.

Overwriting Memory Blocks

It is important to ensure that the user of an allocated memory block does not write outside its boundaries. If this happens, corruption occurs in an adjacent (usually subsequent) memory area. The results are unpredictable and often fatal!

Memory Byte Pools

ThreadX memory byte pools are similar to a standard C heap. Unlike the standard C heap, it is possible to have multiple memory byte pools. In addition, threads can suspend on a pool until the requested memory is available.

Allocations from memory byte pools are similar to traditional *malloc* calls, which include the amount of memory desired (in bytes). Memory is allocated from the pool in a *first-fit* manner; i.e., the first free memory block that satisfies the request is used. Excess memory from this block is converted into a new block and placed back in the free memory list. This process is called *fragmentation*.

Adjacent free memory blocks are *merged* together during a subsequent allocation search for a large enough free memory block. This process is called *de-fragmentation*.

Each memory byte pool is a public resource. ThreadX places no constraints on how pools are used, except that memory byte services cannot be called from ISRs.

Creating Memory Byte Pools

Memory byte pools are created either during initialization or during run-time by application threads. There is no limit on the number of memory byte pools in an application.

Pool Capacity

The number of allocatable bytes in a memory byte pool is slightly less than what was specified during creation. This is because management of the free memory area introduces some overhead. Each free memory block in the pool requires the equivalent of two C pointers of overhead. In addition, the pool is created with two blocks, a large free block and a small permanently allocated block at the end of the memory area. This allocated block is used to improve performance of the allocation algorithm. It eliminates the need to continuously check for the end of the pool area during merging.

During run-time, the amount of overhead in the pool typically increases. Allocations of an odd number of bytes are padded to ensure proper alignment of the next memory block. In addition, overhead increases as the pool becomes more fragmented.

Pool's Memory Area

The memory area for a memory byte pool is specified during creation. Like other memory areas in ThreadX, it can be located anywhere in the target's address space.

This is an important feature because of the considerable flexibility it provides. For example, if the target hardware has a high-speed memory area and a low-speed memory area, the user can manage memory allocation for both areas by creating a pool in each of them.

Thread Suspension

Application threads can suspend while waiting for memory bytes from a pool. When sufficient contiguous memory becomes available, the suspended threads are given their requested memory and the threads are resumed.

If multiple threads are suspended on the same memory byte pool, they are given memory (resumed) in the order they were suspended (FIFO).

However, priority resumption is also possible if the application calls ***tx_byte_pool_prioritize*** prior to the byte release call that lifts thread suspension. The byte pool prioritize service places the highest priority thread at the front of the suspension list, while leaving all other suspended threads in the same FIFO order.

Run-time Byte Pool Performance Information

ThreadX provides optional run-time byte pool performance information. If the ThreadX library and application is built with ***TX_BYTE_POOL_ENABLE_PERFORMANCE_INFO*** defined, ThreadX accumulates the following information.

Total number for the overall system:

- allocations
- releases
- fragments searched
- fragments merged
- fragments created
- allocation suspensions
- allocation timeouts

Total number for each byte pool:

- allocations
- releases
- fragments searched
- fragments merged
- fragments created
- allocation suspensions
- allocation timeouts

This information is available at run-time through the services `tx_byte_pool_performance_info_get` and `tx_byte_pool_performance_system_info_get`. Byte pool performance information is useful in determining if the application is behaving properly. It is also useful in optimizing the application. For example, a relatively high number of “allocation suspensions” might suggest that the byte pool is too small.

Memory Byte Pool Control Block `TX_BYTE_POOL`

The characteristics of each memory byte pool are found in its control block. It contains useful information such as the number of available bytes in the pool. This structure is defined in the `tx_api.h` file.

Pool control blocks can also be located anywhere in memory, but it is most common to make the control block a global structure by defining it outside the scope of any function.

Nondeterministic Behavior

Although memory byte pools provide the most flexible memory allocation, they also suffer from somewhat nondeterministic behavior. For example, a memory byte pool may have 2,000 bytes of memory available but may not be able to satisfy an allocation request of 1,000 bytes. This is because there are no guarantees on how many of the free bytes are contiguous. Even if a 1,000 byte free block exists, there are no guarantees on how long it might take to find the block. It is completely possible that the entire memory pool would need to be searched to find the 1,000 byte block.

Because of this, it is generally good practice to avoid using memory byte services in areas where deterministic, real-time behavior is required. Many applications pre-allocate their required memory during initialization or run-time configuration.

Overwriting Memory Blocks

It is important to ensure that the user of allocated memory does not write outside its boundaries. If this happens, corruption occurs in an adjacent (usually subsequent) memory area. The results are unpredictable and often fatal!

Application Timers

Fast response to asynchronous external events is the most important function of real-time, embedded applications. However, many of these applications must also perform certain activities at pre-determined intervals of time.

ThreadX application timers provide applications with the ability to execute application C functions at specific intervals of time. It is also possible for an application timer to expire only once. This type of timer is called a *one-shot timer*, while repeating interval timers are called *periodic timers*.

Each application timer is a public resource. ThreadX places no constraints on how application timers are used.

Timer Intervals

In ThreadX time intervals are measured by periodic timer interrupts. Each timer interrupt is called a timer *tick*. The actual time between timer ticks is specified by the application, but 10ms is the norm for most implementations. The periodic timer setup is typically found in the ***tx_initialize_low_level*** assembly file.

It is worth mentioning that the underlying hardware must have the ability to generate periodic interrupts for application timers to function. In some cases, the processor has a built-in periodic interrupt capability. If the processor doesn't have this ability, the user's

board must have a peripheral device that can generate periodic interrupts.

i ThreadX can still function even without a periodic interrupt source. However, all timer-related processing is then disabled. This includes time-slicing, suspension time-outs, and timer services.

Timer Accuracy

Timer expirations are specified in terms of ticks. The specified expiration value is decreased by one on each timer tick. Because an application timer could be enabled just prior to a timer interrupt (or timer tick), the actual expiration time could be up to one tick early.

If the timer tick rate is 10ms, application timers may expire up to 10ms early. This is more significant for 10ms timers than 1 second timers. Of course, increasing the timer interrupt frequency decreases this margin of error.

Timer Execution

Application timers execute in the order they become active. For example, if three timers are created with the same expiration value and activated, their corresponding expiration functions are guaranteed to execute in the order they were activated.

Creating Application Timers

Application timers are created either during initialization or during run-time by application threads. There is no limit on the number of application timers in an application.

Run-time Application Timer Performance Information

ThreadX provides optional run-time application timer performance information. If the ThreadX library and application are built with

TX_TIMER_ENABLE_PERFORMANCE_INFO defined, ThreadX accumulates the following information.

Total number for the overall system:

- activations
- deactivations
- reactivations (periodic timers)
- expirations
- expiration adjustments

Total number for each application timer:

- activations
- deactivations
- reactivations (periodic timers)
- expirations
- expiration adjustments

This information is available at run-time through the services *tx_timer_performance_info_get* and *tx_timer_performance_system_info_get*. Application Timer performance information is useful in determining if the application is behaving properly. It is also useful in optimizing the application.

Application Timer Control Block TX_TIMER

The characteristics of each application timer are found in its control block. It contains useful information such as the 32-bit expiration identification value. This structure is defined in the ***tx_api.h*** file.

Application timer control blocks can be located anywhere in memory, but it is most common to make the control block a global structure by defining it outside the scope of any function.

Excessive Timers

By default, application timers execute from within a hidden system thread that runs at priority zero, which is typically higher than any application thread. Because of this, processing inside application timers should be kept to a minimum.

It is also important to avoid, whenever possible, timers that expire every timer tick. Such a situation might induce excessive overhead in the application.



As mentioned previously, application timers are executed from a hidden system thread. It is, therefore, important not to select suspension on any ThreadX service calls made from within the application timer's expiration function.

Relative Time

In addition to the application timers mentioned previously, ThreadX provides a single continuously incrementing 32-bit tick counter. The tick counter or *time* is increased by one on each timer interrupt.

The application can read or set this 32-bit counter through calls to `tx_time_get` and `tx_time_set`, respectively. The use of this tick counter is determined completely by the application. It is not used internally by ThreadX.

Interrupts

Fast response to asynchronous events is the principal function of real-time, embedded applications. The application knows such an event is present through hardware interrupts.

An interrupt is an asynchronous change in processor execution. Typically, when an interrupt occurs, the

processor saves a small portion of the current execution on the stack and transfers control to the appropriate interrupt vector. The interrupt vector is basically just the address of the routine responsible for handling the specific type interrupt. The exact interrupt handling procedure is processor specific.

Interrupt Control

The *tx_interrupt_control* service allows applications to enable and disable interrupts. The previous interrupt enable/disable posture is returned by this service. It is important to mention that interrupt control only affects the currently executing program segment. For example, if a thread disables interrupts, they only remain disabled during execution of that thread.



A Non-Maskable Interrupt (NMI) is an interrupt that cannot be disabled by the hardware. Such an interrupt may be used by ThreadX applications. However, the application's NMI handling routine is not allowed to use ThreadX context management or any API services.

ThreadX Managed Interrupts

ThreadX provides applications with complete interrupt management. This management includes saving and restoring the context of the interrupted execution. In addition, ThreadX allows certain services to be called from within Interrupt Service Routines (ISRs). The following is a list of ThreadX services allowed from application ISRs:

```
tx_block_allocate
tx_block_pool_info_get
tx_block_pool_prioritize
tx_block_pool_performance_info_get
tx_block_pool_performance_system_info_get
tx_block_release
tx_byte_pool_info_get
tx_byte_pool_performance_info_get
tx_byte_pool_performance_system_info_get
tx_byte_pool_prioritize
```

```

tx_event_flags_info_get
tx_event_flags_get
tx_event_flags_set
tx_event_flags_performance_info_get
tx_event_flags_performance_system_info_get
tx_event_flags_set_notify
tx_interrupt_control
tx_mutex_performance_info_get
tx_mutex_performance_system_info_get
tx_queue_front_send
tx_queue_info_get
tx_queue_performance_info_get
tx_queue_performance_system_info_get
tx_queue_prioritize
tx_queue_receive
tx_queue_send
tx_semaphore_get
tx_queue_send_notify
tx_semaphore_ceiling_put
tx_semaphore_info_get
tx_semaphore_performance_info_get
tx_semaphore_performance_system_info_get
tx_semaphore_prioritize
tx_semaphore_put
tx_thread_identify
tx_semaphore_put_notify
tx_thread_entry_exit_notify
tx_thread_info_get
tx_thread_resume
tx_thread_performance_info_get
tx_thread_performance_system_info_get
tx_thread_stack_error_notify
tx_thread_wait_abort
tx_time_get
tx_time_set
tx_timer_activate
tx_timer_change
tx_timer_deactivate
tx_timer_info_get
tx_timer_performance_info_get
tx_timer_performance_system_info_get

```



*Suspension is not allowed from ISRs. Therefore, the **wait_option** parameter for all ThreadX service calls made from an ISR must be set to **TX_NO_WAIT**.*

ISR Template

To manage application interrupts, several ThreadX utilities must be called in the beginning and end of application ISRs. The exact format for interrupt handling varies between ports. Review the ***readme_threadx.txt*** file on the distribution disk for specific instructions on managing ISRs.

The following small code segment is typical of most ThreadX managed ISRs. In most cases, this processing is in assembly language.

```

_application_ISR_vector_entry:
; Save context and prepare for
; ThreadX use by calling the ISR
; entry function.
CALL _tx_thread_context_save

; The ISR can now call ThreadX
; services and its own C functions

; When the ISR is finished, context
; is restored (or thread preemption)
; by calling the context restore
; function. Control does not return!
JUMP _tx_thread_context_restore

```

High-frequency Interrupts

Some interrupts occur at such a high frequency that saving and restoring full context upon each interrupt would consume excessive processing bandwidth. In such cases, it is common for the application to have a small assembly language ISR that does a limited amount of processing for a majority of these high-frequency interrupts.

After a certain point in time, the small ISR may need to interact with ThreadX. This is accomplished by calling the entry and exit functions described in the above template.

Interrupt Latency

ThreadX locks out interrupts over brief periods of time. The maximum amount of time interrupts are disabled is on the order of the time required to save or restore a thread's context.

Description of ThreadX Services

This chapter contains a description of all ThreadX services in alphabetic order. Their names are designed so all similar services are grouped together. In the “Return Values” section in the following descriptions, values in **BOLD** are not affected by the **TX_DISABLE_ERROR_CHECKING** define used to disable API error checking; while values shown in non-bold are completely disabled. In addition, a “**Yes**” listed under the “**Preemption Possible**” heading indicates that calling the service may resume a higher-priority thread, thus preempting the calling thread.

tx_block_allocate

Allocate fixed-size block of memory 106

tx_block_pool_create

Create pool of fixed-size memory blocks 110

tx_block_pool_delete

Delete memory block pool 112

tx_block_pool_info_get

Retrieve information about block pool 114

tx_block_pool_performance_info_get

Get block pool performance information 116

tx_block_pool_performance_system_info_get

Get block pool system performance information 118

tx_block_pool_prioritize

Prioritize block pool suspension list 120

tx_block_release

Release fixed-size block of memory 122

tx_byte_allocate

Allocate bytes of memory 124

tx_byte_pool_create
Create memory pool of bytes 128

tx_byte_pool_delete
Delete memory byte pool 130

tx_byte_pool_info_get
Retrieve information about byte pool 132

tx_byte_pool_performance_info_get
Get byte pool performance information 134

tx_byte_pool_performance_system_info_get
Get byte pool system performance information 136

tx_byte_pool_prioritize
Prioritize byte pool suspension list 138

tx_byte_release
Release bytes back to memory pool 140

tx_event_flags_create
Create event flags group 142

tx_event_flags_delete
Delete event flags group 144

tx_event_flags_get
Get event flags from event flags group 146

tx_event_flags_info_get
Retrieve information about event flags group 150

tx_event_flags_performance_info_get
Get event flags group performance information 152

tx_event_flags_performance_system_info_get
Retrieve performance system information 154

tx_event_flags_set
Set event flags in an event flags group 156

tx_event_flags_set_notify
Notify application when event flags are set 158

tx_interrupt_control
Enable and disable interrupts 160

tx_mutex_create
Create mutual exclusion mutex 162

tx_mutex_delete
Delete mutual exclusion mutex 164

tx_mutex_get
Obtain ownership of mutex 166

tx_mutex_info_get
Retrieve information about mutex 168

tx_mutex_performance_info_get
Get mutex performance information 170

tx_mutex_performance_system_info_get
Get mutex system performance information 172

tx_mutex_prioritize
Prioritize mutex suspension list 174

tx_mutex_put
Release ownership of mutex 176

tx_queue_create
Create message queue 178

tx_queue_delete
Delete message queue 180

tx_queue_flush
Empty messages in message queue 182

tx_queue_front_send
Send message to the front of queue 184

tx_queue_info_get
Retrieve information about queue 188

tx_queue_performance_info_get
Get queue performance information 190

tx_queue_performance_system_info_get
Get queue system performance information 192

tx_queue_prioritize
Prioritize queue suspension list 194

tx_queue_receive
Get message from message queue 196

tx_queue_send
Send message to message queue 200

tx_queue_send_notify
Notify application when message is sent to queue 204

tx_semaphore_ceiling_put
Place an instance in counting semaphore with ceiling 206

tx_semaphore_create
Create counting semaphore 208

tx_semaphore_delete
Delete counting semaphore 210

tx_semaphore_get
Get instance from counting semaphore 212

tx_semaphore_info_get
Retrieve information about semaphore 216

tx_semaphore_performance_info_get
Get semaphore performance information 218

tx_semaphore_performance_system_info_get
Get semaphore system performance information 220

tx_semaphore_prioritize
Prioritize semaphore suspension list 222

tx_semaphore_put
Place an instance in counting semaphore 224

tx_semaphore_put_notify
Notify application when semaphore is put 226

tx_thread_create
Create application thread 228

tx_thread_delete
Delete application thread 232

tx_thread_entry_exit_notify
Notify application upon thread entry and exit 234

tx_thread_identify
Retrieves pointer to currently executing thread 236

tx_thread_info_get
Retrieve information about thread 238

tx_thread_performance_info_get
Get thread performance information 242

tx_thread_performance_system_info_get
Get thread system performance information 246

tx_thread_preemption_change
Change preemption-threshold of application thread 250

tx_thread_priority_change
Change priority of application thread 252

tx_thread_relinquish
Relinquish control to other application threads 254

tx_thread_reset
Reset thread 256

tx_thread_resume
Resume suspended application thread 258

tx_thread_sleep
Suspend current thread for specified time 260

tx_thread_stack_error_notify
Register thread stack error notification callback 262

tx_thread_suspend
Suspend application thread 264

tx_thread_terminate
Terminates application thread 266

tx_thread_time_slice_change
Changes time-slice of application thread 268

tx_thread_wait_abort
Abort suspension of specified thread 270

tx_time_get
Retrieves the current time 272

tx_time_set
Sets the current time 274

tx_timer_activate
Activate application timer 276

tx_timer_change
Change application timer 278

tx_timer_create
Create application timer 280

tx_timer_deactivate
Deactivate application timer 282

tx_timer_delete
Delete application timer 284

tx_timer_info_get
Retrieve information about an application timer 286

tx_timer_performance_info_get
Get timer performance information 288

tx_timer_performance_system_info_get
Get timer system performance information 290

The ThreadX logo is centered on the page. It consists of the word "THREAD" in a white, sans-serif, all-caps font, followed by a large, bold, white "X". These elements are contained within a light gray, horizontally-oriented oval. To the right of this oval, a portion of a solid black oval is visible, extending from the right edge of the frame.

THREAD **X**

tx_block_allocate

Allocate fixed-size block of memory

Prototype

```
UINT tx_block_allocate(TX_BLOCK_POOL *pool_ptr, VOID **block_ptr,
                      ULONG wait_option)
```

Description

This service allocates a fixed-size memory block from the specified memory pool. The actual size of the memory block is determined during memory pool creation.

Parameters

| | |
|--------------------|----------------------------------------------------------------------------------------------------------------------------------------------------|
| pool_ptr | Pointer to a previously created memory block pool. |
| block_ptr | Pointer to a destination block pointer. On successful allocation, the address of the allocated memory block is placed where this parameter points. |
| wait_option | Defines how the service behaves if there are no memory blocks available. The wait options are defined as follows: |

| | |
|------------------------|---------------------------------|
| TX_NO_WAIT | (0x00000000) |
| TX_WAIT_FOREVER | (0xFFFFFFFF) |
| <i>timeout value</i> | (0x00000001 through 0xFFFFFFFF) |

Selecting TX_NO_WAIT results in an immediate return from this service regardless if it was successful or not. *This is the only valid option if the service is called from a non-thread; e.g., Initialization, timer, or ISR.*

Selecting TX_WAIT_FOREVER causes the calling thread to suspend indefinitely until a memory block is available.

Selecting a numeric value (1-0xFFFFFFFF) specifies the maximum number of timer-ticks to

stay suspended while waiting for a memory block.

Return Values

| | | |
|------------------------|--------|-------------------------------------------------------------------------------------|
| TX_SUCCESS | (0x00) | Successful memory block allocation. |
| TX_DELETED | (0x01) | Memory block pool was deleted while thread was suspended. |
| TX_NO_MEMORY | (0x10) | Service was unable to allocate a block of memory within the specified time to wait. |
| TX_WAIT_ABORTED | (0x1A) | Suspension was aborted by another thread, timer or ISR. |
| TX_POOL_ERROR | (0x02) | Invalid memory block pool pointer. |
| TX_PTR_ERROR | (0x03) | Invalid pointer to destination pointer. |
| TX_WAIT_ERROR | (0x04) | A wait option other than TX_NO_WAIT was specified on a call from a non-thread. |

Allowed From

Initialization, threads, timers, and ISRs

Preemption Possible

Yes

Example

```
TX_BLOCK_POOL my_pool;
unsigned char *memory_ptr;
UINT          status;

/* Allocate a memory block from my_pool. Assume that the
   pool has already been created with a call to
   tx_block_pool_create. */
status = tx_block_allocate(&my_pool, (VOID **) &memory_ptr,
                           TX_NO_WAIT);

/* If status equals TX_SUCCESS, memory_ptr contains the
   address of the allocated block of memory. */
```

See Also

tx_block_pool_create, tx_block_pool_delete, tx_block_pool_info_get,
tx_block_pool_performance_info_get,
tx_block_pool_performance_system_info_get, tx_block_pool_prioritize,
tx_block_release



tx_block_pool_create

Create pool of fixed-size memory blocks

Prototype

```
UINT tx_block_pool_create(TX_BLOCK_POOL *pool_ptr,
                          CHAR *name_ptr, ULONG block_size,
                          VOID *pool_start, ULONG pool_size)
```

Description

This service creates a pool of fixed-size memory blocks. The memory area specified is divided into as many fixed-size memory blocks as possible using the formula:

$$\text{total blocks} = (\text{total bytes}) / (\text{block size} + \text{sizeof(void *)})$$

i

Each memory block contains one pointer of overhead that is invisible to the user and is represented by the “sizeof(void *)” in the preceding formula.

Parameters

| | |
|-------------------|------------------------------------------------------------|
| pool_ptr | Pointer to a memory block pool control block. |
| name_ptr | Pointer to the name of the memory block pool. |
| block_size | Number of bytes in each memory block. |
| pool_start | Starting address of the memory block pool. |
| pool_size | Total number of bytes available for the memory block pool. |

Return Values

| | | |
|------------------------|--------|-----------------------------------------------------------------------------------------------|
| TX_SUCCESS | (0x00) | Successful memory block pool creation. |
| TX_POOL_ERROR | (0x02) | Invalid memory block pool pointer. Either the pointer is NULL or the pool is already created. |
| TX_PTR_ERROR | (0x03) | Invalid starting address of the pool. |
| TX_SIZE_ERROR | (0x05) | Size of pool is invalid. |
| TX_CALLER_ERROR | (0x13) | Invalid caller of this service. |

Allowed From

Initialization and threads

Preemption Possible

No

Example

```
TX_BLOCK_POOL  my_pool;
UINT           status;

/* Create a memory pool whose total size is 1000 bytes
   starting at address 0x100000. Each block in this
   pool is defined to be 50 bytes long. */
status = tx_block_pool_create(&my_pool, "my_pool_name",
                             50, (VOID *) 0x100000, 1000);

/* If status equals TX_SUCCESS, my_pool contains 18
   memory blocks of 50 bytes each. The reason
   there are not 20 blocks in the pool is
   because of the one overhead pointer associated with each
   block. */
```

See Also

tx_block_allocate, tx_block_pool_delete, tx_block_pool_info_get,
tx_block_pool_performance_info_get,
tx_block_pool_performance_system_info_get, tx_block_pool_prioritize,
tx_block_release

tx_block_pool_delete

Delete memory block pool

Prototype

```
UINT tx_block_pool_delete(TX_BLOCK_POOL *pool_ptr)
```

Description

This service deletes the specified block-memory pool. All threads suspended waiting for a memory block from this pool are resumed and given a TX_DELETED return status.

i

It is the application's responsibility to manage the memory area associated with the pool, which is available after this service completes. In addition, the application must prevent use of a deleted pool or its former memory blocks.

Parameters

| | |
|-----------------|----------------------------------------------------|
| pool_ptr | Pointer to a previously created memory block pool. |
|-----------------|----------------------------------------------------|

Return Values

| | | |
|------------------------|--------|----------------------------------------|
| TX_SUCCESS | (0x00) | Successful memory block pool deletion. |
| TX_POOL_ERROR | (0x02) | Invalid memory block pool pointer. |
| TX_CALLER_ERROR | (0x13) | Invalid caller of this service. |

Allowed From

Threads

Preemption Possible

Yes

Example

```
TX_BLOCK_POOL my_pool;
UINT          status;

/* Delete entire memory block pool. Assume that the pool
   has already been created with a call to
   tx_block_pool_create. */
status = tx_block_pool_delete(&my_pool);

/* If status equals TX_SUCCESS, the memory block pool is
   deleted. */
```

See Also

`tx_block_allocate`, `tx_block_pool_create`, `tx_block_pool_info_get`,
`tx_block_pool_performance_info_get`,
`tx_block_pool_performance_system_info_get`, `tx_block_pool_prioritize`,
`tx_block_release`

tx_block_pool_info_get

Retrieve information about block pool

Prototype

```
UINT tx_block_pool_info_get(TX_BLOCK_POOL *pool_ptr, CHAR **name,
                           ULONG *available, ULONG *total_blocks,
                           TX_THREAD **first_suspended,
                           ULONG *suspended_count,
                           TX_BLOCK_POOL **next_pool)
```

Description

This service retrieves information about the specified block memory pool.

Parameters

| | |
|------------------------|---------------------------------------------------------------------------------------------------------------|
| pool_ptr | Pointer to previously created memory block pool. |
| name | Pointer to destination for the pointer to the block pool's name. |
| available | Pointer to destination for the number of available blocks in the block pool. |
| total_blocks | Pointer to destination for the total number of blocks in the block pool. |
| first_suspended | Pointer to destination for the pointer to the thread that is first on the suspension list of this block pool. |
| suspended_count | Pointer to destination for the number of threads currently suspended on this block pool. |
| next_pool | Pointer to destination for the pointer of the next created block pool. |

i | *Supplying a TX_NULL for any parameter indicates the parameter is not required.*

Return Values

| | | |
|----------------------|--------|---------------------------------------------|
| TX_SUCCESS | (0x00) | Successful block pool information retrieve. |
| TX_POOL_ERROR | (0x02) | Invalid memory block pool pointer. |

Allowed From

Initialization, threads, timers, and ISRs

Example

```

TX_BLOCK_POOL    my_pool;
CHAR              *name;
ULONG             available;
ULONG             total_blocks;
TX_THREAD         *first_suspended;
ULONG             suspended_count;
TX_BLOCK_POOL     *next_pool;
UINT              status;

/* Retrieve information about the previously created
   block pool "my_pool." */
status = tx_block_pool_info_get(&my_pool, &name,
                                &available, &total_blocks,
                                &first_suspended, &suspended_count,
                                &next_pool);

/* If status equals TX_SUCCESS, the information requested is
   valid. */

```

See Also

tx_block_allocate, tx_block_pool_create, tx_block_pool_delete,
tx_block_pool_info_get, tx_block_pool_performance_info_get,
tx_block_pool_performance_system_info_get, tx_block_pool_prioritize,
tx_block_release

tx_block_pool_performance_info_get

Get block pool performance information

Prototype

```
UINT tx_block_pool_performance_info_get(TX_BLOCK_POOL *pool_ptr,
    ULONG *allocates, ULONG *releases,
    ULONG *suspensions, ULONG *timeouts)
```

Description

This service retrieves performance information about the specified memory block pool.

i

*The ThreadX library and application must be built with **TX_BLOCK_POOL_ENABLE_PERFORMANCE_INFO** defined for this service to return performance information.*

Parameters

| | |
|--------------------|--------------------------------------------------------------------------------------|
| pool_ptr | Pointer to previously created memory block pool. |
| allocates | Pointer to destination for the number of allocate requests performed on this pool. |
| releases | Pointer to destination for the number of release requests performed on this pool. |
| suspensions | Pointer to destination for the number of thread allocation suspensions on this pool. |
| timeouts | Pointer to destination for the number of allocate suspension timeouts on this pool. |

i

Supplying a TX_NULL for any parameter indicates that the parameter is not required.

Return Values

| | | |
|-------------------------------|--------|-------------------------------------------------------------------|
| TX_SUCCESS | (0x00) | Successful block pool performance get. |
| TX_PTR_ERROR | (0x03) | Invalid block pool pointer. |
| TX_FEATURE_NOT_ENABLED | (0xFF) | The system was not compiled with performance information enabled. |

Allowed From

Initialization, threads, timers, and ISRs

Example

```

TX_BLOCK_POOL    my_pool;
ULONG            allocates;
ULONG            releases;
ULONG            suspensions;
ULONG            timeouts;

/* Retrieve performance information on the previously created block
   pool. */
status = tx_block_pool_performance_info_get(&my_pool, &allocates,
                                             &releases,
                                             &suspensions,
                                             &timeouts);

/* If status is TX_SUCCESS the performance information was
   successfully retrieved. */

```

See Also

tx_block_allocate, tx_block_pool_create, tx_block_pool_delete,
tx_block_pool_info_get, tx_block_pool_performance_info_get,
tx_block_pool_performance_system_info_get, tx_block_release

tx_block_pool_performance_system_info_get

Get block pool system performance information

Prototype

```
UINT tx_block_pool_performance_system_info_get(ULONG *allocates,
        ULONG *releases, ULONG *suspensions, ULONG *timeouts);
```

Description

This service retrieves performance information about all memory block pools in the application.

i The ThreadX library and application must be built with **TX_BLOCK_POOL_ENABLE_PERFORMANCE_INFO** defined for this service to return performance information.

Parameters

| | |
|--------------------|--------------------------------------------------------------------------------------------------|
| allocates | Pointer to destination for the total number of allocate requests performed on all block pools. |
| releases | Pointer to destination for the total number of release requests performed on all block pools. |
| suspensions | Pointer to destination for the total number of thread allocation suspensions on all block pools. |
| timeouts | Pointer to destination for the total number of allocate suspension timeouts on all block pools. |

i Supplying a **TX_NULL** for any parameter indicates that the parameter is not required.

Return Values

| | | |
|-------------------------------|--------|-------------------------------------------------------------------|
| TX_SUCCESS | (0x00) | Successful block pool system performance get. |
| TX_FEATURE_NOT_ENABLED | (0xFF) | The system was not compiled with performance information enabled. |

Allowed From

Initialization, threads, timers, and ISRs

Example

```
ULONG          allocates;
ULONG          releases;
ULONG          suspensions;
ULONG          timeouts;

/* Retrieve performance information on all the block pools in
   the system. */
status = tx_block_pool_performance_system_info_get(&allocates,
                                                    &releases, &suspensions, &timeouts);

/* If status is TX_SUCCESS the performance information was
   successfully retrieved. */
```

See Also

tx_block_allocate, tx_block_pool_create, tx_block_pool_delete,
tx_block_pool_info_get, tx_block_pool_performance_info_get,
tx_block_pool_prioritize, tx_block_release

tx_block_pool_prioritize

Prioritize block pool suspension list

Prototype

```
UINT tx_block_pool_prioritize(TX_BLOCK_POOL *pool_ptr)
```

Description

This service places the highest priority thread suspended for a block of memory on this pool at the front of the suspension list. All other threads remain in the same FIFO order they were suspended in.

Parameters

pool_ptr Pointer to a memory block pool control block.

Return Values

| | | |
|----------------------|--------|------------------------------------|
| TX_SUCCESS | (0x00) | Successful block pool prioritize. |
| TX_POOL_ERROR | (0x02) | Invalid memory block pool pointer. |

Allowed From

Initialization, threads, timers, and ISRs

Preemption Possible

No

Example

```
TX_BLOCK_POOL my_pool;
UINT          status;

/* Ensure that the highest priority thread will receive
   the next free block in this pool. */
status = tx_block_pool_prioritize(&my_pool);

/* If status equals TX_SUCCESS, the highest priority
   suspended thread is at the front of the list. The
   next tx_block_release call will wake up this thread. */
```

See Also

tx_block_allocate, tx_block_pool_create, tx_block_pool_delete,
tx_block_pool_info_get, tx_block_pool_performance_info_get,
tx_block_pool_performance_system_info_get, tx_block_release

tx_block_release

Release fixed-size block of memory

Prototype

```
UINT tx_block_release(VOID *block_ptr)
```

Description

This service releases a previously allocated block back to its associated memory pool. If there are one or more threads suspended waiting for memory blocks from this pool, the first thread suspended is given this memory block and resumed.

i The application must prevent using a memory block area after it has been released back to the pool.

Parameters

| | |
|------------------|---------------------------------------------------|
| block_ptr | Pointer to the previously allocated memory block. |
|------------------|---------------------------------------------------|

Return Values

| | | |
|---------------------|--------|----------------------------------|
| TX_SUCCESS | (0x00) | Successful memory block release. |
| TX_PTR_ERROR | (0x03) | Invalid pointer to memory block. |

Allowed From

Initialization, threads, timers, and ISRs

Preemption Possible

Yes

Example

```
TX_BLOCK_POOL      my_pool;
unsigned char       *memory_ptr;
UINT                status;

/* Release a memory block back to my_pool. Assume that the
   pool has been created and the memory block has been
   allocated. */
status = tx_block_release((VOID *) memory_ptr);

/* If status equals TX_SUCCESS, the block of memory pointed
   to by memory_ptr has been returned to the pool. */
```

See Also

`tx_block_allocate`, `tx_block_pool_create`, `tx_block_pool_delete`,
`tx_block_pool_info_get`, `tx_block_pool_performance_info_get`,
`tx_block_pool_performance_system_info_get`, `tx_block_pool_prioritize`

tx_byte_allocate

Allocate bytes of memory

Prototype

```
UINT tx_byte_allocate(TX_BYTE_POOL *pool_ptr,
                     VOID **memory_ptr, ULONG memory_size,
                     ULONG wait_option)
```

Description

This service allocates the specified number of bytes from the specified memory byte pool.

i

The performance of this service is a function of the block size and the amount of fragmentation in the pool. Hence, this service should not be used during time-critical threads of execution.

Parameters

| | |
|--------------------|-------------------------------------------------------------------------------------------------------------------------------------------------------|
| pool_ptr | Pointer to a previously created memory pool. |
| memory_ptr | Pointer to a destination memory pointer. On successful allocation, the address of the allocated memory area is placed where this parameter points to. |
| memory_size | Number of bytes requested. |
| wait_option | Defines how the service behaves if there is not enough memory available. The wait options are defined as follows: |

| | |
|------------------------|---------------------------------|
| TX_NO_WAIT | (0x00000000) |
| TX_WAIT_FOREVER | (0xFFFFFFFF) |
| <i>timeout value</i> | (0x00000001 through 0xFFFFFFFF) |

Selecting TX_NO_WAIT results in an immediate return from this service regardless of whether or not it was successful. *This is the only valid option if the service is called from initialization.*

Selecting TX_WAIT_FOREVER causes the calling thread to suspend indefinitely until enough memory is available.

Selecting a numeric value (1-0xFFFFFFFFFE) specifies the maximum number of timer-ticks to stay suspended while waiting for the memory.

Return Values

| | | |
|------------------------|--------|--------------------------------------------------------------------------------|
| TX_SUCCESS | (0x00) | Successful memory allocation. |
| TX_DELETED | (0x01) | Memory pool was deleted while thread was suspended. |
| TX_NO_MEMORY | (0x10) | Service was unable to allocate the memory within the specified time to wait. |
| TX_WAIT_ABORTED | (0x1A) | Suspension was aborted by another thread, timer, or ISR. |
| TX_POOL_ERROR | (0x02) | Invalid memory pool pointer. |
| TX_PTR_ERROR | (0x03) | Invalid pointer to destination pointer. |
| TX_SIZE_ERROR | (0X05) | Requested size is zero or larger than the pool. |
| TX_WAIT_ERROR | (0x04) | A wait option other than TX_NO_WAIT was specified on a call from a non-thread. |
| TX_CALLER_ERROR | (0x13) | Invalid caller of this service. |

Allowed From

Initialization and threads

Preemption Possible

Yes

Example

```
TX_BYTE_POOL my_pool;
unsigned char*memory_ptr;
UINT          status;

/* Allocate a 112 byte memory area from my_pool. Assume
   that the pool has already been created with a call to
   tx_byte_pool_create. */
status = tx_byte_allocate(&my_pool, (VOID **) &memory_ptr,
                          112, TX_NO_WAIT);

/* If status equals TX_SUCCESS, memory_ptr contains the
   address of the allocated memory area. */
```

See Also

tx_byte_pool_create, tx_byte_pool_delete, tx_byte_pool_info_get,
tx_byte_pool_performance_info_get,
tx_byte_pool_performance_system_info_get, tx_byte_pool_prioritize,
tx_byte_release



tx_byte_pool_create

Create memory pool of bytes

Prototype

```
UINT tx_byte_pool_create(TX_BYTE_POOL *pool_ptr,
                        CHAR *name_ptr, VOID *pool_start,
                        ULONG pool_size)
```

Description

This service creates a memory byte pool in the area specified. Initially the pool consists of basically one very large free block. However, the pool is broken into smaller blocks as allocations are made.

Parameters

| | |
|-------------------|------------------------------------------------------|
| pool_ptr | Pointer to a memory pool control block. |
| name_ptr | Pointer to the name of the memory pool. |
| pool_start | Starting address of the memory pool. |
| pool_size | Total number of bytes available for the memory pool. |

Return Values

| | | |
|------------------------|--------|-----------------------------------------------------------------------------------------|
| TX_SUCCESS | (0x00) | Successful memory pool creation. |
| TX_POOL_ERROR | (0x02) | Invalid memory pool pointer. Either the pointer is NULL or the pool is already created. |
| TX_PTR_ERROR | (0x03) | Invalid starting address of the pool. |
| TX_SIZE_ERROR | (0x05) | Size of pool is invalid. |
| TX_CALLER_ERROR | (0x13) | Invalid caller of this service. |

Allowed From

Initialization and threads

Preemption Possible

No

Example

```
TX_BYTE_POOL my_pool;
UINT          status;

/* Create a memory pool whose total size is 2000 bytes
   starting at address 0x500000. */
status = tx_byte_pool_create(&my_pool, "my_pool_name",
                             (VOID *) 0x500000, 2000);

/* If status equals TX_SUCCESS, my_pool is available for
   allocating memory. */
```

See Also

[tx_byte_allocate](#), [tx_byte_pool_delete](#), [tx_byte_pool_info_get](#),
[tx_byte_pool_performance_info_get](#),
[tx_byte_pool_performance_system_info_get](#), [tx_byte_pool_prioritize](#),
[tx_byte_release](#)

tx_byte_pool_delete

Delete memory byte pool

Prototype

```
UINT tx_byte_pool_delete(TX_BYTE_POOL *pool_ptr)
```

Description

This service deletes the specified memory byte pool. All threads suspended waiting for memory from this pool are resumed and given a TX_DELETED return status.



It is the application's responsibility to manage the memory area associated with the pool, which is available after this service completes. In addition, the application must prevent use of a deleted pool or memory previously allocated from it.

Parameters

| | |
|-----------------|----------------------------------------------|
| pool_ptr | Pointer to a previously created memory pool. |
|-----------------|----------------------------------------------|

Return Values

| | | |
|------------------------|--------|----------------------------------|
| TX_SUCCESS | (0x00) | Successful memory pool deletion. |
| TX_POOL_ERROR | (0x02) | Invalid memory pool pointer. |
| TX_CALLER_ERROR | (0x13) | Invalid caller of this service. |

Allowed From

Threads

Preemption Possible

Yes

Example

```
TX_BYTE_POOL my_pool;
UINT          status;

/* Delete entire memory pool. Assume that the pool has already
   been created with a call to tx_byte_pool_create. */
status = tx_byte_pool_delete(&my_pool);

/* If status equals TX_SUCCESS, memory pool is deleted. */
```

See Also

tx_byte_allocate, tx_byte_pool_create, tx_byte_pool_info_get,
tx_byte_pool_performance_info_get,
tx_byte_pool_performance_system_info_get, tx_byte_pool_prioritize,
tx_byte_release

tx_byte_pool_info_get

Retrieve information about byte pool

Prototype

```
UINT tx_byte_pool_info_get(TX_BYTE_POOL *pool_ptr, CHAR **name,
                           ULONG *available, ULONG *fragments,
                           TX_THREAD **first_suspended,
                           ULONG *suspended_count,
                           TX_BYTE_POOL **next_pool)
```

Description

This service retrieves information about the specified memory byte pool.

Parameters

| | |
|------------------------|--------------------------------------------------------------------------------------------------------------|
| pool_ptr | Pointer to previously created memory pool. |
| name | Pointer to destination for the pointer to the byte pool's name. |
| available | Pointer to destination for the number of available bytes in the pool. |
| fragments | Pointer to destination for the total number of memory fragments in the byte pool. |
| first_suspended | Pointer to destination for the pointer to the thread that is first on the suspension list of this byte pool. |
| suspended_count | Pointer to destination for the number of threads currently suspended on this byte pool. |
| next_pool | Pointer to destination for the pointer of the next created byte pool. |

i

Supplying a TX_NULL for any parameter indicates that the parameter is not required.

Return Values

| | | |
|----------------------|--------|---------------------------------------|
| TX_SUCCESS | (0x00) | Successful pool information retrieve. |
| TX_POOL_ERROR | (0x02) | Invalid memory pool pointer. |

Allowed From

Initialization, threads, timers, and ISRs

Preemption Possible

No

Example

```
TX_BYTE_POOL my_pool;
CHAR          *name;
ULONG         available;
ULONG         fragments;
TX_THREAD     *first_suspended;
ULONG         suspended_count;
TX_BYTE_POOL *next_pool;
UINT          status;

/* Retrieve information about the previously created
   block pool "my_pool." */
status = tx_byte_pool_info_get(&my_pool, &name,
                               &available, &fragments,
                               &first_suspended, &suspended_count,
                               &next_pool);

/* If status equals TX_SUCCESS, the information requested is
   valid. */
```

See Also

tx_byte_allocate, tx_byte_pool_create, tx_byte_pool_delete,
tx_byte_pool_performance_info_get,
tx_byte_pool_performance_system_info_get, tx_byte_pool_prioritize,
tx_byte_release

tx_byte_pool_performance_info_get

Get byte pool performance information

Prototype

```
UINT tx_byte_pool_performance_info_get(TX_BYTE_POOL *pool_ptr,
    ULONG *allocates, ULONG *releases,
    ULONG *fragments_searched, ULONG *merges, ULONG *splits,
    ULONG *suspensions, ULONG *timeouts);
```

Description

This service retrieves performance information about the specified memory byte pool.

i

*The ThreadX library and application must be built with **TX_BYTE_POOL_ENABLE_PERFORMANCE_INFO** defined for this service to return performance information.*

Parameters

| | |
|---------------------------|------------------------------------------------------------------------------------------------------------------------------------|
| pool_ptr | Pointer to previously created memory byte pool. |
| allocates | Pointer to destination for the number of allocate requests performed on this pool. |
| releases | Pointer to destination for the number of release requests performed on this pool. |
| fragments_searched | Pointer to destination for the number of internal memory fragments searched during allocation requests on this pool. |
| merges | Pointer to destination for the number of internal memory blocks merged during allocation requests on this pool. |
| splits | Pointer to destination for the number of internal memory blocks split (fragments) created during allocation requests on this pool. |
| suspensions | Pointer to destination for the number of thread allocation suspensions on this pool. |
| timeouts | Pointer to destination for the number of allocate suspension timeouts on this pool. |

i Supplying a `TX_NULL` for any parameter indicates the parameter is not required.

Return Values

| | | |
|-------------------------------|--------|-------------------------------------------------------------------|
| TX_SUCCESS | (0x00) | Successful byte pool performance get. |
| TX_PTR_ERROR | (0x03) | Invalid byte pool pointer. |
| TX_FEATURE_NOT_ENABLED | (0xFF) | The system was not compiled with performance information enabled. |

Allowed From

Initialization, threads, timers, and ISRs

Example

```
TX_BYTE_POOL    my_pool;
ULONG           fragments_searched;
ULONG           merges;
ULONG           splits;
ULONG           allocates;
ULONG           releases;
ULONG           suspensions;
ULONG           timeouts;

/* Retrieve performance information on the previously created byte
   pool. */
status = tx_byte_pool_performance_info_get(&my_pool,
                                           &fragments_searched,
                                           &merges, &splits,
                                           &allocates, &releases,
                                           &suspensions, &timeouts);

/* If status is TX_SUCCESS the performance information was
   successfully retrieved. */
```

See Also

`tx_byte_allocate`, `tx_byte_pool_create`, `tx_byte_pool_delete`,
`tx_byte_pool_info_get`, `tx_byte_pool_performance_system_info_get`,
`tx_byte_pool_prioritize`, `tx_byte_release`

tx_byte_pool_performance_system_info_get

Get byte pool system performance information

Prototype

```
UINT tx_byte_pool_performance_system_info_get(ULONG *allocates,
        ULONG *releases, ULONG *fragments_searched, ULONG *merges,
        ULONG *splits, ULONG *suspensions, ULONG *timeouts);;
```

Description

This service retrieves performance information about all memory byte pools in the system.

i | The ThreadX library and application must be built with **TX_BYTE_POOL_ENABLE_PERFORMANCE_INFO** defined for this service to return performance information.

Parameters

| | |
|---------------------------|-----------------------------------------------------------------------------------------------------------------------------------------------|
| allocates | Pointer to destination for the number of allocate requests performed on this pool. |
| releases | Pointer to destination for the number of release requests performed on this pool. |
| fragments_searched | Pointer to destination for the total number of internal memory fragments searched during allocation requests on all byte pools. |
| merges | Pointer to destination for the total number of internal memory blocks merged during allocation requests on all byte pools. |
| splits | Pointer to destination for the total number of internal memory blocks split (fragments) created during allocation requests on all byte pools. |
| suspensions | Pointer to destination for the total number of thread allocation suspensions on all byte pools. |
| timeouts | Pointer to destination for the total number of allocate suspension timeouts on all byte pools. |

i Supplying a `TX_NULL` for any parameter indicates the parameter is not required.

Return Values

| | | |
|-------------------------------|--------|-------------------------------------------------------------------|
| TX_SUCCESS | (0x00) | Successful byte pool performance get. |
| TX_FEATURE_NOT_ENABLED | (0xFF) | The system was not compiled with performance information enabled. |

Allowed From

Initialization, threads, timers, and ISRs

Example

```

ULONG          fragments_searched;
ULONG          merges;
ULONG          splits;
ULONG          allocates;
ULONG          releases;
ULONG          suspensions;
ULONG          timeouts;

/* Retrieve performance information on all byte pools in the
   system. */
status =
tx_byte_pool_performance_system_info_get(&fragments_searched,
                                         &merges, &splits, &allocates, &releases,
                                         &suspensions, &timeouts);

/* If status is TX_SUCCESS the performance information was
   successfully retrieved. */

```

See Also

tx_byte_allocate, tx_byte_pool_create, tx_byte_pool_delete,
tx_byte_pool_info_get, tx_byte_pool_performance_info_get,
tx_byte_pool_prioritize, tx_byte_release

tx_byte_pool_prioritize

Prioritize byte pool suspension list

Prototype

```
UINT tx_byte_pool_prioritize(TX_BYTE_POOL *pool_ptr)
```

Description

This service places the highest priority thread suspended for memory on this pool at the front of the suspension list. All other threads remain in the same FIFO order they were suspended in.

Parameters

| | |
|-----------------|-----------------------------------------|
| pool_ptr | Pointer to a memory pool control block. |
|-----------------|-----------------------------------------|

Return Values

| | | |
|----------------------|--------|------------------------------------|
| TX_SUCCESS | (0x00) | Successful memory pool prioritize. |
| TX_POOL_ERROR | (0x02) | Invalid memory pool pointer. |

Allowed From

Initialization, threads, timers, and ISRs

Preemption Possible

No

Example

```
TX_BYTE_POOL my_pool;
UINT          status;

/* Ensure that the highest priority thread will receive
   the next free memory from this pool. */
status = tx_byte_pool_prioritize(&my_pool);

/* If status equals TX_SUCCESS, the highest priority
   suspended thread is at the front of the list. The
   next tx_byte_release call will wake up this thread,
   if there is enough memory to satisfy its request. */
```

See Also

`tx_byte_allocate`, `tx_byte_pool_create`, `tx_byte_pool_delete`,
`tx_byte_pool_info_get`, `tx_byte_pool_performance_info_get`,
`tx_byte_pool_performance_system_info_get`, `tx_byte_release`

tx_byte_release

Release bytes back to memory pool

Prototype

```
UINT tx_byte_release(VOID *memory_ptr)
```

Description

This service releases a previously allocated memory area back to its associated pool. If there are one or more threads suspended waiting for memory from this pool, each suspended thread is given memory and resumed until the memory is exhausted or until there are no more suspended threads. This process of allocating memory to suspended threads always begins with the first thread suspended.

i | The application must prevent using the memory area after it is released.

Parameters

| | |
|-------------------|--------------------------------------------------|
| memory_ptr | Pointer to the previously allocated memory area. |
|-------------------|--------------------------------------------------|

Return Values

| | | |
|------------------------|--------|---------------------------------|
| TX_SUCCESS | (0x00) | Successful memory release. |
| TX_PTR_ERROR | (0x03) | Invalid memory area pointer. |
| TX_CALLER_ERROR | (0x13) | Invalid caller of this service. |

Allowed From

Initialization and threads

Preemption Possible

Yes

Example

```
unsigned char    *memory_ptr;
UINT            status;

/* Release a memory back to my_pool. Assume that the memory
   area was previously allocated from my_pool. */
status = tx_byte_release((VOID *) memory_ptr);

/* If status equals TX_SUCCESS, the memory pointed to by
   memory_ptr has been returned to the pool. */
```

See Also

`tx_byte_allocate`, `tx_byte_pool_create`, `tx_byte_pool_delete`,
`tx_byte_pool_info_get`, `tx_byte_pool_performance_info_get`,
`tx_byte_pool_performance_system_info_get`, `tx_byte_pool_prioritize`

tx_event_flags_create

Create event flags group

Prototype

```
UINT tx_event_flags_create(TX_EVENT_FLAGS_GROUP *group_ptr,
                           CHAR *name_ptr)
```

Description

This service creates a group of 32 event flags. All 32 event flags in the group are initialized to zero. Each event flag is represented by a single bit.

Parameters

| | |
|------------------|------------------------------------------------|
| group_ptr | Pointer to an event flags group control block. |
| name_ptr | Pointer to the name of the event flags group. |

Return Values

| | | |
|------------------------|--------|------------------------------------------------------------------------------------------------|
| TX_SUCCESS | (0x00) | Successful event group creation. |
| TX_GROUP_ERROR | (0x06) | Invalid event group pointer. Either the pointer is NULL or the event group is already created. |
| TX_CALLER_ERROR | (0x13) | Invalid caller of this service. |

Allowed From

Initialization and threads

Preemption Possible

No

Example

```
TX_EVENT_FLAGS_GROUP    my_event_group;
UINT                    status;

/* Create an event flags group. */
status = tx_event_flags_create(&my_event_group,
                               "my_event_group_name");

/* If status equals TX_SUCCESS, my_event_group is ready
   for get and set services. */
```

See Also

tx_event_flags_delete, tx_event_flags_get, tx_event_flags_info_get,
tx_event_flags_performance_info_get,
tx_event_flags_performance_system_info_get, tx_event_flags_set,
tx_event_flags_set_notify

tx_event_flags_delete

Delete event flags group

Prototype

```
UINT tx_event_flags_delete(TX_EVENT_FLAGS_GROUP *group_ptr)
```

Description

This service deletes the specified event flags group. All threads suspended waiting for events from this group are resumed and given a TX_DELETED return status.



The application must prevent use of a deleted event flags group.

Parameters

| | |
|------------------|----------------------------------------------------|
| group_ptr | Pointer to a previously created event flags group. |
|------------------|----------------------------------------------------|

Return Values

| | | |
|-------------------|--------|----------------------------------------|
| TX_SUCCESS | (0x00) | Successful event flags group deletion. |
| TX_GROUP_ERROR | (0x06) | Invalid event flags group pointer. |
| TX_CALLER_ERROR | (0x13) | Invalid caller of this service. |

Allowed From

Threads

Preemption Possible

Yes

Example

```
TX_EVENT_FLAGS_GROUP my_event_flags_group;
UINT                  status;

/* Delete event flags group. Assume that the group has
   already been created with a call to
   tx_event_flags_create. */
status = tx_event_flags_delete(&my_event_flags_group);

/* If status equals TX_SUCCESS, the event flags group is
   deleted. */
```

See Also

tx_event_flags_create, tx_event_flags_get, tx_event_flags_info_get,
tx_event_flags_performance_info_get,
tx_event_flags_performance_system_info_get, tx_event_flags_set,
tx_event_flags_set_notify

tx_event_flags_get

Get event flags from event flags group

Prototype

```
UINT tx_event_flags_get(TX_EVENT_FLAGS_GROUP *group_ptr,
                        ULONG requested_flags, UINT get_option,
                        ULONG *actual_flags_ptr, ULONG wait_option)
```

Description

This service retrieves event flags from the specified event flags group. Each event flags group contains 32 event flags. Each flag is represented by a single bit. This service can retrieve a variety of event flag combinations, as selected by the input parameters.

Parameters

group_ptr Pointer to a previously created event flags group.

requested_flags 32-bit unsigned variable that represents the requested event flags.

get_option Specifies whether all or any of the requested event flags are required. The following are valid selections:

| | |
|---------------------|--------|
| TX_AND | (0x02) |
| TX_AND_CLEAR | (0x03) |
| TX_OR | (0x00) |
| TX_OR_CLEAR | (0x01) |

Selecting TX_AND or TX_AND_CLEAR specifies that all event flags must be present in the group. Selecting TX_OR or TX_OR_CLEAR specifies that any event flag is satisfactory. Event flags that satisfy the request are cleared (set to zero) if TX_AND_CLEAR or TX_OR_CLEAR are specified.

actual_flags_ptr Pointer to destination of where the retrieved event flags are placed. Note that the actual flags obtained may contain flags that were not requested.

wait_option

Defines how the service behaves if the selected event flags are not set. The wait options are defined as follows:

| | |
|------------------------|--------------|
| TX_NO_WAIT | (0x00000000) |
| TX_WAIT_FOREVER | (0xFFFFFFFF) |
| timeout value | (0x00000001 |
| | through |
| | 0xFFFFFFFF) |

Selecting TX_NO_WAIT results in an immediate return from this service regardless of whether or not it was successful. This is the only valid option if the service is called from a non-thread; e.g., Initialization, timer, or ISR.

Selecting TX_WAIT_FOREVER causes the calling thread to suspend indefinitely until the event flags are available.

Selecting a numeric value (1-0xFFFFFFFF) specifies the maximum number of timer-ticks to stay suspended while waiting for the event flags.

Return Values

| | | |
|------------------------|--------|-----------------------------------------------------------------------------------|
| TX_SUCCESS | (0x00) | Successful event flags get. |
| TX_DELETED | (0x01) | Event flags group was deleted while thread was suspended. |
| TX_NO_EVENTS | (0x07) | Service was unable to get the specified events within the specified time to wait. |
| TX_WAIT_ABORTED | (0x1A) | Suspension was aborted by another thread, timer, or ISR. |
| TX_GROUP_ERROR | (0x06) | Invalid event flags group pointer. |
| TX_PTR_ERROR | (0x03) | Invalid pointer for actual event flags. |
| TX_WAIT_ERROR | (0x04) | A wait option other than TX_NO_WAIT was specified on a call from a non-thread. |
| TX_OPTION_ERROR | (0x08) | Invalid get-option was specified. |

Allowed From

Initialization, threads, timers, and ISRs

Preemption Possible

Yes

Example

```
TX_EVENT_FLAGS_GROUP  my_event_flags_group;
ULONG                 actual_events;
UINT                  status;

/* Request that event flags 0, 4, and 8 are all set. Also,
   if they are set they should be cleared. If the event
   flags are not set, this service suspends for a maximum of
   20 timer-ticks. */
status = tx_event_flags_get(&my_event_flags_group, 0x111,
                           TX_AND_CLEAR, &actual_events, 20);

/* If status equals TX_SUCCESS, actual_events contains the
   actual events obtained. */
```

See Also

tx_event_flags_create, tx_event_flags_delete, tx_event_flags_info_get,
tx_event_flags_performance_info_get,
tx_event_flags_performance_system_info_get, tx_event_flags_set,
tx_event_flags_set_notify



tx_event_flags_info_get

Retrieve information about event flags group

Prototype

```
UINT tx_event_flags_info_get(TX_EVENT_FLAGS_GROUP *group_ptr,
                             CHAR **name, ULONG *current_flags,
                             TX_THREAD **first_suspended,
                             ULONG *suspended_count,
                             TX_EVENT_FLAGS_GROUP **next_group)
```

Description

This service retrieves information about the specified event flags group.

Parameters

| | |
|------------------------|----------------------------------------------------------------------------------------------------------------------|
| group_ptr | Pointer to an event flags group control block. |
| name | Pointer to destination for the pointer to the event flags group's name. |
| current_flags | Pointer to destination for the current set flags in the event flags group. |
| first_suspended | Pointer to destination for the pointer to the thread that is first on the suspension list of this event flags group. |
| suspended_count | Pointer to destination for the number of threads currently suspended on this event flags group. |
| next_group | Pointer to destination for the pointer of the next created event flags group. |

i

Supplying a TX_NULL for any parameter indicates that the parameter is not required.

Return Values

| | | |
|-----------------------|--------|-----------------------------------------------|
| TX_SUCCESS | (0x00) | Successful event group information retrieval. |
| TX_GROUP_ERROR | (0x06) | Invalid event group pointer. |

Allowed From

Initialization, threads, timers, and ISRs

Preemption Possible

No

Example

```
TX_EVENT_FLAGS_GROUP  my_event_group;
CHAR                  *name;
ULONG                 current_flags;
TX_THREAD              *first_suspended;
ULONG                 suspended_count;
TX_EVENT_FLAGS_GROUP  *next_group;
UINT                  status;

/* Retrieve information about the previously created
   event flags group "my_event_group." */
status = tx_event_flags_info_get(&my_event_group, &name,
                                &current_flags,
                                &first_suspended, &suspended_count,
                                &next_group);

/* If status equals TX_SUCCESS, the information requested is
   valid. */
```

See Also

tx_event_flags_create, tx_event_flags_delete, tx_event_flags_get,
tx_event_flags_performance_info_get,
tx_event_flags_performance_system_info_get, tx_event_flags_set,
tx_event_flags_set_notify

tx_event_flags_performance_info_get

Get event flags group performance information

Prototype

```
UINT tx_event_flags_performance_info_get(TX_EVENT_FLAGS_GROUP
                                         *group_ptr, ULONG *sets, ULONG *gets,
                                         ULONG *suspensions, ULONG *timeouts);
```

Description

This service retrieves performance information about the specified event flags group.

i

*ThreadX library and application must be built with **TX_EVENT_FLAGS_ENABLE_PERFORMANCE_INFO** defined for this service to return performance information.*

Parameters

| | |
|--------------------|---------------------------------------------------------------------------------------------|
| group_ptr | Pointer to previously created event flags group. |
| sets | Pointer to destination for the number of event flags set requests performed on this group. |
| gets | Pointer to destination for the number of event flags get requests performed on this group. |
| suspensions | Pointer to destination for the number of thread event flags get suspensions on this group. |
| timeouts | Pointer to destination for the number of event flags get suspension timeouts on this group. |

i

Supplying a TX_NULL for any parameter indicates that the parameter is not required.

Return Values

| | | |
|-------------------------------|--------|-------------------------------------------------------------------|
| TX_SUCCESS | (0x00) | Successful event flags group performance get. |
| TX_PTR_ERROR | (0x03) | Invalid event flags group pointer. |
| TX_FEATURE_NOT_ENABLED | (0xFF) | The system was not compiled with performance information enabled. |

Allowed From

Initialization, threads, timers, and ISRs

Example

```
TX_EVENT_FLAGS_GROUP  my_event_flag_group;
ULONG                 sets;
ULONG                 gets;
ULONG                 suspensions;
ULONG                 timeouts;

/* Retrieve performance information on the previously created event
   flag group. */
status = tx_event_flags_performance_info_get(&my_event_flag_group,
                                             &sets, &gets, &suspensions,
                                             &timeouts);

/* If status is TX_SUCCESS the performance information was successfully
   retrieved. */
```

See Also

tx_event_flags_create, tx_event_flags_delete, tx_event_flags_get,
tx_event_flags_info_get, tx_event_flags_performance_system_info_get,
tx_event_flags_set, tx_event_flags_set_notify

tx_event_flags_performance_system_info_get

Retrieve performance system information

Prototype

```
UINT tx_event_flags_performance_system_info_get(ULONG *sets,
        ULONG *gets, ULONG *suspensions, ULONG *timeouts);
```

Description

This service retrieves performance information about all event flags groups in the system.

i ThreadX library and application must be built with **TX_EVENT_FLAGS_ENABLE_PERFORMANCE_INFO** defined for this service to return performance information.

Parameters

| | |
|--------------------|---------------------------------------------------------------------------------------------------|
| sets | Pointer to destination for the total number of event flags set requests performed on all groups. |
| gets | Pointer to destination for the total number of event flags get requests performed on all groups. |
| suspensions | Pointer to destination for the total number of thread event flags get suspensions on all groups. |
| timeouts | Pointer to destination for the total number of event flags get suspension timeouts on all groups. |

i Supplying a **TX_NULL** for any parameter indicates that the parameter is not required.

Return Values

| | | |
|-------------------------------|--------|-------------------------------------------------------------------|
| TX_SUCCESS | (0x00) | Successful event flags system performance get. |
| TX_FEATURE_NOT_ENABLED | (0xFF) | The system was not compiled with performance information enabled. |

Allowed From

Initialization, threads, timers, and ISRs

Example

```
ULONG          sets;
ULONG          gets;
ULONG          suspensions;
ULONG          timeouts;

/* Retrieve performance information on all previously created event
   flag groups. */
status = tx_event_flags_performance_system_info_get(&sets, &gets,
                                                    &suspensions, &timeouts);

/* If status is TX_SUCCESS the performance information was
   successfully retrieved. */
```

See Also

tx_event_flags_create, tx_event_flags_delete, tx_event_flags_get,
tx_event_flags_info_get, tx_event_flags_performance_info_get,
tx_event_flags_set, tx_event_flags_set_notify

tx_event_flags_set

Set event flags in an event flags group

Prototype

```
UINT tx_event_flags_set(TX_EVENT_FLAGS_GROUP *group_ptr,
                        ULONG flags_to_set, UINT set_option)
```

Description

This service sets or clears event flags in an event flags group, depending upon the specified set-option. All suspended threads whose event flags request is now satisfied are resumed.

Parameters

| | |
|---------------------|------------------------------------------------------------------------------------------------------------------------------------------------------------------------------------------------------------------------------------------------------------------------------------------------------------------------------------------------------------------------------------------------------------------------------------------------------------------------------------------------------------------------------------------------------------------------------------|
| group_ptr | Pointer to the previously created event flags group control block. |
| flags_to_set | Specifies the event flags to set or clear based upon the set option selected. |
| set_option | Specifies whether the event flags specified are ANDed or ORed into the current event flags of the group. The following are valid selections: <div style="margin-left: 40px;"> TX_AND (0x02) TX_OR (0x00) </div> Selecting TX_AND specifies that the specified event flags are AND ed into the current event flags in the group. This option is often used to clear event flags in a group. Otherwise, if TX_OR is specified, the specified event flags are OR ed with the current event in the group. |

Return Values

| | | |
|------------------------|--------|---------------------------------------|
| TX_SUCCESS | (0x00) | Successful event flags set. |
| TX_GROUP_ERROR | (0x06) | Invalid pointer to event flags group. |
| TX_OPTION_ERROR | (0x08) | Invalid set-option specified. |

Allowed From

Initialization, threads, timers, and ISRs

Preemption Possible

Yes

Example

```
TX_EVENT_FLAGS_GROUP  my_event_flags_group;
UINT                  status;

/* Set event flags 0, 4, and 8. */
status = tx_event_flags_set(&my_event_flags_group,
                           0x111, TX_OR);

/* If status equals TX_SUCCESS, the event flags have been
   set and any suspended thread whose request was satisfied
   has been resumed. */
```

See Also

tx_event_flags_create, tx_event_flags_delete, tx_event_flags_get,
tx_event_flags_info_get, tx_event_flags_performance_info_get,
tx_event_flags_performance_system_info_get, tx_event_flags_set_notify

tx_event_flags_set_notify

Notify application when event flags are set

Prototype

```
UINT tx_event_flags_set_notify(TX_EVENT_FLAGS_GROUP *group_ptr,
    VOID (*events_set_notify)(TX_EVENT_FLAGS_GROUP *));
```

Description

This service registers a notification callback function that is called whenever one or more event flags are set in the specified event flags group. The processing of the notification callback is defined by the application.

Parameters

| | |
|--------------------------|---------------------------------------------------------------------------------------------------------------------|
| group_ptr | Pointer to previously created event flags group. |
| events_set_notify | Pointer to application's event flags set notification function. If this value is TX_NULL, notification is disabled. |

Return Values

| | |
|-------------------------------------|------------------------------------------------------------------|
| TX_SUCCESS | (0x00) Successful registration of event flags set notification. |
| TX_GROUP_ERROR | (0x06) Invalid event flags group pointer. |
| TX_FEATURE_NOT_ENABLED(0xFF) | The system was compiled with notification capabilities disabled. |

Allowed From

Initialization, threads, timers, and ISRs

Example

```
TX_EVENT_FLAGS_GROUP    my_group;

/* Register the "my_event_flags_set_notify" function for monitoring
   event flags set in the event flags group "my_group." */
status = tx_event_flags_set_notify(&my_group,
                                   my_event_flags_set_notify);

/* If status is TX_SUCCESS the event flags set notification function
   was successfully registered. */

void my_event_flags_set_notify(TX_EVENT_FLAGS_GROUP *group_ptr)
    /* One or more event flags was set in this group! */
```

See Also

tx_event_flags_create, tx_event_flags_delete, tx_event_flags_get,
tx_event_flags_info_get, tx_event_flags_performance_info_get,
tx_event_flags_performance_system_info_get, tx_event_flags_set

tx_interrupt_control

Enable and disable interrupts

Prototype

```
UINT tx_interrupt_control (UINT new_posture)
```

Description

This service enables or disables interrupts as specified by the input parameter **new_posture**.

***i** If this service is called from an application thread, the interrupt posture remains part of that thread's context. For example, if the thread calls this routine to disable interrupts and then suspends, when it is resumed, interrupts are disabled again.*

***!** This service should not be used to enable interrupts during initialization! Doing so could cause unpredictable results.*

Parameters

new_posture

This parameter specifies whether interrupts are disabled or enabled. Legal values include **TX_INT_DISABLE** and **TX_INT_ENABLE**. The actual values for these parameters are port specific. In addition, some processing architectures might support additional interrupt disable postures. Please see the **readme_threadx.txt** information supplied on the distribution disk for more details.

Return Values

previous posture

This service returns the previous interrupt posture to the caller. This allows users of the service to restore the previous posture after interrupts are disabled.

Allowed From

Threads, timers, and ISRs

Preemption Possible

No

Example

```
UINT my_old_posture;

/* Lockout interrupts */
my_old_posture = tx_interrupt_control(TX_INT_DISABLE);

/* Perform critical operations that need interrupts
   locked-out.... */

/* Restore previous interrupt lockout posture. */
tx_interrupt_control(my_old_posture);
```

See Also

None

tx_mutex_create

Create mutual exclusion mutex

Prototype

```
UINT tx_mutex_create(TX_MUTEX *mutex_ptr,
                    CHAR *name_ptr, UINT priority_inherit)
```

Description

This service creates a mutex for inter-thread mutual exclusion for resource protection.

Parameters

| | |
|-------------------------|--------------------------------------------------------------------------------------------------------------------------------------------------------------------------------------------------------------------------------------|
| mutex_ptr | Pointer to a mutex control block. |
| name_ptr | Pointer to the name of the mutex. |
| priority_inherit | Specifies whether or not this mutex supports priority inheritance. If this value is TX_INHERIT, then priority inheritance is supported. However, if TX_NO_INHERIT is specified, priority inheritance is not supported by this mutex. |

Return Values

| | | |
|-------------------------|--------|------------------------------------------------------------------------------------|
| TX_SUCCESS | (0x00) | Successful mutex creation. |
| TX_MUTEX_ERROR | (0x1C) | Invalid mutex pointer. Either the pointer is NULL or the mutex is already created. |
| TX_CALLER_ERROR | (0x13) | Invalid caller of this service. |
| TX_INHERIT_ERROR | (0x1F) | Invalid priority inherit parameter. |

Allowed From

Initialization and threads

Preemption Possible

No

Example

```
TX_MUTEX      my_mutex;
UINT          status;

/* Create a mutex to provide protection over a
   common resource. */
status = tx_mutex_create(&my_mutex,"my_mutex_name",
                        TX_NO_INHERIT);

/* If status equals TX_SUCCESS, my_mutex is ready for
   use. */
```

See Also

tx_mutex_delete, tx_mutex_get, tx_mutex_info_get,
tx_mutex_performance_info_get,
tx_mutex_performance_system_info_get, tx_mutex_prioritize,
tx_mutex_put

tx_mutex_delete

Delete mutual exclusion mutex

Prototype

```
UINT tx_mutex_delete(TX_MUTEX *mutex_ptr)
```

Description

This service deletes the specified mutex. All threads suspended waiting for the mutex are resumed and given a TX_DELETED return status.



It is the application's responsibility to prevent use of a deleted mutex.

Parameters

| | |
|------------------|----------------------------------------|
| mutex_ptr | Pointer to a previously created mutex. |
|------------------|----------------------------------------|

Return Values

| | | |
|------------------------|--------|---------------------------------|
| TX_SUCCESS | (0x00) | Successful mutex deletion. |
| TX_MUTEX_ERROR | (0x1C) | Invalid mutex pointer. |
| TX_CALLER_ERROR | (0x13) | Invalid caller of this service. |

Allowed From

Threads

Preemption Possible

Yes

Example

```
TX_MUTEX      my_mutex;
UINT          status;

/* Delete a mutex. Assume that the mutex
   has already been created. */
status = tx_mutex_delete(&my_mutex);

/* If status equals TX_SUCCESS, the mutex is
   deleted. */
```

See Also

[tx_mutex_create](#), [tx_mutex_get](#), [tx_mutex_info_get](#),
[tx_mutex_performance_info_get](#),
[tx_mutex_performance_system_info_get](#), [tx_mutex_prioritize](#),
[tx_mutex_put](#)

tx_mutex_get

Obtain ownership of mutex

Prototype

```
UINT tx_mutex_get(TX_MUTEX *mutex_ptr, ULONG wait_option)
```

Description

This service attempts to obtain exclusive ownership of the specified mutex. If the calling thread already owns the mutex, an internal counter is incremented and a successful status is returned.

If the mutex is owned by another thread and this thread is higher priority and priority inheritance was specified at mutex create, the lower priority thread's priority will be temporarily raised to that of the calling thread.

i

The priority of the lower priority thread owning a mutex with priority-inheritance should never be modified by an external thread during mutex ownership.

Parameters

mutex_ptr

Pointer to a previously created mutex.

wait_option

Defines how the service behaves if the mutex is already owned by another thread. The wait options are defined as follows:

| | |
|------------------------|----------------------------------|
| TX_NO_WAIT | (0x00000000) |
| TX_WAIT_FOREVER | (0xFFFFFFFF) |
| timeout value | (0x00000001 through 0xFFFFFFFFE) |

Selecting TX_NO_WAIT results in an immediate return from this service regardless of whether or not it was successful. *This is the only valid option if the service is called from Initialization.*

Selecting TX_WAIT_FOREVER causes the calling thread to suspend indefinitely until the mutex is available.

Selecting a numeric value (1-0xFFFFFFFFE) specifies the maximum number of timer-ticks to stay suspended while waiting for the mutex.

Return Values

| | | |
|-------------------------|--------|-------------------------------------------------------------------------------------|
| TX_SUCCESS | (0x00) | Successful mutex get operation. |
| TX_DELETED | (0x01) | Mutex was deleted while thread was suspended. |
| TX_NOT_AVAILABLE | (0x1D) | Service was unable to get ownership of the mutex within the specified time to wait. |
| TX_WAIT_ABORTED | (0x1A) | Suspension was aborted by another thread, timer, or ISR. |
| TX_MUTEX_ERROR | (0x1C) | Invalid mutex pointer. |
| TX_WAIT_ERROR | (0x04) | A wait option other than TX_NO_WAIT was specified on a call from a non-thread. |
| TX_CALLER_ERROR | (0x13) | Invalid caller of this service. |

Allowed From

Initialization and threads and timers

Preemption Possible

Yes

Example

```
TX_MUTEX    my_mutex;
UINT        status;

/* Obtain exclusive ownership of the mutex "my_mutex".
   If the mutex "my_mutex" is not available, suspend until it
   becomes available. */
status = tx_mutex_get(&my_mutex, TX_WAIT_FOREVER);
```

See Also

tx_mutex_create, tx_mutex_delete, tx_mutex_info_get,
tx_mutex_performance_info_get,
tx_mutex_performance_system_info_get, tx_mutex_prioritize,
tx_mutex_put

tx_mutex_info_get

Retrieve information about mutex

Prototype

```
UINT tx_mutex_info_get(TX_MUTEX *mutex_ptr, CHAR **name,
                      ULONG *count, TX_THREAD **owner,
                      TX_THREAD **first_suspended,
                      ULONG *suspended_count, TX_MUTEX **next_mutex)
```

Description

This service retrieves information from the specified mutex.

Parameters

| | |
|------------------------|----------------------------------------------------------------------------------------------------------|
| mutex_ptr | Pointer to mutex control block. |
| name | Pointer to destination for the pointer to the mutex's name. |
| count | Pointer to destination for the ownership count of the mutex. |
| owner | Pointer to destination for the owning thread's pointer. |
| first_suspended | Pointer to destination for the pointer to the thread that is first on the suspension list of this mutex. |
| suspended_count | Pointer to destination for the number of threads currently suspended on this mutex. |
| next_mutex | Pointer to destination for the pointer of the next created mutex. |

i

Supplying a TX_NULL for any parameter indicates that the parameter is not required.

Return Values

| | | |
|-----------------------|--------|-----------------------------------------|
| TX_SUCCESS | (0x00) | Successful mutex information retrieval. |
| TX_MUTEX_ERROR | (0x1C) | Invalid mutex pointer. |

Allowed From

Initialization, threads, timers, and ISRs

Preemption Possible

No

Example

```
TX_MUTEX      my_mutex;
CHAR          *name;
ULONG         count;
TX_THREAD     *owner;
TX_THREAD     *first_suspended;
ULONG         suspended_count;
TX_MUTEX      *next_mutex;
UINT          status;

/* Retrieve information about the previously created
   mutex "my_mutex." */
status = tx_mutex_info_get(&my_mutex, &name,
                           &count, &owner,
                           &first_suspended, &suspended_count,
                           &next_mutex);

/* If status equals TX_SUCCESS, the information requested is
   valid. */
```

See Also

tx_mutex_create, tx_mutex_delete, tx_mutex_get,
tx_mutex_performance_info_get,
tx_mutex_performance_system_info_get, tx_mutex_prioritize,
tx_mutex_put

tx_mutex_performance_info_get

Get mutex performance information

Prototype

```
UINT tx_mutex_performance_info_get(TX_MUTEX *mutex_ptr, ULONG *puts,
    ULONG *gets, ULONG *suspensions, ULONG *timeouts,
    ULONG *inversions, ULONG *inheritances);
```

Description

This service retrieves performance information about the specified mutex.

i The ThreadX library and application must be built with **TX_MUTEX_ENABLE_PERFORMANCE_INFO** defined for this service to return performance information.

Parameters

| | |
|---------------------|------------------------------------------------------------------------------------------------|
| mutex_ptr | Pointer to previously created mutex. |
| puts | Pointer to destination for the number of put requests performed on this mutex. |
| gets | Pointer to destination for the number of get requests performed on this mutex. |
| suspensions | Pointer to destination for the number of thread mutex get suspensions on this mutex. |
| timeouts | Pointer to destination for the number of mutex get suspension timeouts on this mutex. |
| inversions | Pointer to destination for the number of thread priority inversions on this mutex. |
| inheritances | Pointer to destination for the number of thread priority inheritance operations on this mutex. |

i Supplying a **TX_NULL** for any parameter indicates that the parameter is not required.

Return Values

| | | |
|-------------------------------|--------|-------------------------------------------------------------------|
| TX_SUCCESS | (0x00) | Successful mutex performance get. |
| TX_PTR_ERROR | (0x03) | Invalid mutex pointer. |
| TX_FEATURE_NOT_ENABLED | (0xFF) | The system was not compiled with performance information enabled. |

Allowed From

Initialization, threads, timers, and ISRs

Example

```
TX_MUTEX      my_mutex;
ULONG         puts;
ULONG         gets;
ULONG         suspensions;
ULONG         timeouts;
ULONG         inversions;
ULONG         inheritances;

/* Retrieve performance information on the previously created
   mutex. */
status = tx_mutex_performance_info_get(&my_mutex_ptr, &puts, &gets,
                                       &suspensions, &timeouts, &inversions,
                                       &inheritances);

/* If status is TX_SUCCESS the performance information was
   successfully retrieved. */
```

See Also

tx_mutex_create, tx_mutex_delete, tx_mutex_get, tx_mutex_info_get,
tx_mutex_performance_system_info_get, tx_mutex_prioritize,
tx_mutex_put

tx_mutex_performance_system_info_get

Get mutex system performance information

Prototype

```
UINT tx_mutex_performance_system_info_get(ULONG *puts, ULONG *gets,
    ULONG *suspensions, ULONG *timeouts,
    ULONG *inversions, ULONG *inheritances);
```

Description

This service retrieves performance information about all the mutexes in the system.

i The ThreadX library and application must be built with **TX_MUTEX_ENABLE_PERFORMANCE_INFO** defined for this service to return performance information.

Parameters

| | |
|---------------------|-------------------------------------------------------------------------------------------------------|
| puts | Pointer to destination for the total number of put requests performed on all mutexes. |
| gets | Pointer to destination for the total number of get requests performed on all mutexes. |
| suspensions | Pointer to destination for the total number of thread mutex get suspensions on all mutexes. |
| timeouts | Pointer to destination for the total number of mutex get suspension timeouts on all mutexes. |
| inversions | Pointer to destination for the total number of thread priority inversions on all mutexes. |
| inheritances | Pointer to destination for the total number of thread priority inheritance operations on all mutexes. |

i Supplying a **TX_NULL** for any parameter indicates that the parameter is not required.

Return Values

| | | |
|-------------------------------|--------|-------------------------------------------------------------------|
| TX_SUCCESS | (0x00) | Successful mutex system performance get. |
| TX_FEATURE_NOT_ENABLED | (0xFF) | The system was not compiled with performance information enabled. |

Allowed From

Initialization, threads, timers, and ISRs

Example

```

ULONG          puts;
ULONG          gets;
ULONG          suspensions;
ULONG          timeouts;
ULONG          inversions;
ULONG          inheritances;

/* Retrieve performance information on all previously created
   mutexes. */
status = tx_mutex_performance_system_info_get(&puts, &gets,
                                              &suspensions, &timeouts,
                                              &inversions, &inheritances);

/* If status is TX_SUCCESS the performance information was
   successfully retrieved. */

```

See Also

tx_mutex_create, tx_mutex_delete, tx_mutex_get, tx_mutex_info_get,
tx_mutex_performance_info_get, tx_mutex_prioritize, tx_mutex_put

tx_mutex_prioritize

Prioritize mutex suspension list

Prototype

```
UINT tx_mutex_prioritize(TX_MUTEX *mutex_ptr)
```

Description

This service places the highest priority thread suspended for ownership of the mutex at the front of the suspension list. All other threads remain in the same FIFO order they were suspended in.

Parameters

| | |
|------------------|------------------------------------------|
| mutex_ptr | Pointer to the previously created mutex. |
|------------------|------------------------------------------|

Return Values

| | | |
|-----------------------|--------|------------------------------|
| TX_SUCCESS | (0x00) | Successful mutex prioritize. |
| TX_MUTEX_ERROR | (0x1C) | Invalid mutex pointer. |

Allowed From

Initialization, threads, timers, and ISRs

Preemption Possible

No

Example

```
TX_MUTEX      my_mutex;
UINT          status;

/* Ensure that the highest priority thread will receive
   ownership of the mutex when it becomes available. */
status = tx_mutex_prioritize(&my_mutex);

/* If status equals TX_SUCCESS, the highest priority
   suspended thread is at the front of the list. The
   next tx_mutex_put call that releases ownership of the
   mutex will give ownership to this thread and wake it
   up. */
```

See Also

tx_mutex_create, tx_mutex_delete, tx_mutex_get, tx_mutex_info_get,
tx_mutex_performance_info_get,
tx_mutex_performance_system_info_get, tx_mutex_put

tx_mutex_put

Release ownership of mutex

Prototype

```
UINT tx_mutex_put(TX_MUTEX *mutex_ptr)
```

Description

This service decrements the ownership count of the specified mutex. If the ownership count is zero, the mutex is made available.

***i** If priority inheritance was selected during mutex creation, the priority of the releasing thread will be restored to the priority it had when it originally obtained ownership of the mutex. Any other priority changes made to the releasing thread during ownership of the mutex may be undone.*

Parameters

mutex_ptr Pointer to the previously created mutex.

Return Values

| | | |
|------------------------|--------|---------------------------------|
| TX_SUCCESS | (0x00) | Successful mutex release. |
| TX_NOT_OWNED | (0x1E) | Mutex is not owned by caller. |
| TX_MUTEX_ERROR | (0x1C) | Invalid pointer to mutex. |
| TX_CALLER_ERROR | (0x13) | Invalid caller of this service. |

Allowed From

Initialization and threads and timers

Preemption Possible

Yes

Example

```
TX_MUTEX      my_mutex;
UINT          status;

/* Release ownership of "my_mutex." */
status = tx_mutex_put(&my_mutex);

/* If status equals TX_SUCCESS, the mutex ownership
   count has been decremented and if zero, released. */
```

See Also

tx_mutex_create, tx_mutex_delete, tx_mutex_get, tx_mutex_info_get,
tx_mutex_performance_info_get,
tx_mutex_performance_system_info_get, tx_mutex_prioritize

tx_queue_create

Create message queue

Prototype

```
UINT tx_queue_create(TX_QUEUE *queue_ptr, CHAR *name_ptr,
                    UINT message_size,
                    VOID *queue_start, ULONG queue_size)
```

Description

This service creates a message queue that is typically used for inter-thread communication. The total number of messages is calculated from the specified message size and the total number of bytes in the queue.

i

If the total number of bytes specified in the queue's memory area is not evenly divisible by the specified message size, the remaining bytes in the memory area are not used.

Parameters

| | |
|---------------------|-------------------------------------------------------------------------------------------------------------------------------------------------------------------------------------------|
| queue_ptr | Pointer to a message queue control block. |
| name_ptr | Pointer to the name of the message queue. |
| message_size | Specifies the size of each message in the queue. Message sizes range from 1 32-bit word to 16 32-bit words. Valid message size options are numerical values from 1 through 16, inclusive. |
| queue_start | Starting address of the message queue. |
| queue_size | Total number of bytes available for the message queue. |

Return Values

| | | |
|------------------------|--------|--------------------------------------------------------------------------------------------|
| TX_SUCCESS | (0x00) | Successful message queue creation. |
| TX_QUEUE_ERROR | (0x09) | Invalid message queue pointer. Either the pointer is NULL or the queue is already created. |
| TX_PTR_ERROR | (0x03) | Invalid starting address of the message queue. |
| TX_SIZE_ERROR | (0x05) | Size of message queue is invalid. |
| TX_CALLER_ERROR | (0x13) | Invalid caller of this service. |

Allowed From

Initialization and threads

Preemption Possible

No

Example

```
TX_QUEUE    my_queue;
UINT        status;

/* Create a message queue whose total size is 2000 bytes
   starting at address 0x300000. Each message in this
   queue is defined to be 4 32-bit words long. */
status = tx_queue_create(&my_queue, "my_queue_name",
                        4, (VOID *) 0x300000, 2000);

/* If status equals TX_SUCCESS, my_queue contains room
   for storing 125 messages (2000 bytes/ 16 bytes per
   message). */
```

See Also

tx_queue_delete, tx_queue_flush, tx_queue_front_send,
tx_queue_info_get, tx_queue_performance_info_get,
tx_queue_performance_system_info_get, tx_queue_prioritize,
tx_queue_receive, tx_queue_send, tx_queue_send_notify

tx_queue_delete

Delete message queue

Prototype

```
UINT tx_queue_delete(TX_QUEUE *queue_ptr)
```

Description

This service deletes the specified message queue. All threads suspended waiting for a message from this queue are resumed and given a TX_DELETED return status.



It is the application's responsibility to manage the memory area associated with the queue, which is available after this service completes. In addition, the application must prevent use of a deleted queue.

Parameters

| | |
|------------------|------------------------------------------------|
| queue_ptr | Pointer to a previously created message queue. |
|------------------|------------------------------------------------|

Return Values

| | | |
|------------------------|--------|------------------------------------|
| TX_SUCCESS | (0x00) | Successful message queue deletion. |
| TX_QUEUE_ERROR | (0x09) | Invalid message queue pointer. |
| TX_CALLER_ERROR | (0x13) | Invalid caller of this service. |

Allowed From

Threads

Preemption Possible

Yes

Example

```
TX_QUEUE    my_queue;
UINT        status;

/* Delete entire message queue. Assume that the queue
   has already been created with a call to
   tx_queue_create. */
status = tx_queue_delete(&my_queue);

/* If status equals TX_SUCCESS, the message queue is
   deleted. */
```

See Also

tx_queue_create, tx_queue_flush, tx_queue_front_send,
tx_queue_info_get, tx_queue_performance_info_get,
tx_queue_performance_system_info_get, tx_queue_prioritize,
tx_queue_receive, tx_queue_send, tx_queue_send_notify

tx_queue_flush

Empty messages in message queue

Prototype

```
UINT tx_queue_flush(TX_QUEUE *queue_ptr)
```

Description

This service deletes all messages stored in the specified message queue. If the queue is full, messages of all suspended threads are discarded. Each suspended thread is then resumed with a return status that indicates the message send was successful. If the queue is empty, this service does nothing.

Parameters

| | |
|------------------|------------------------------------------------|
| queue_ptr | Pointer to a previously created message queue. |
|------------------|------------------------------------------------|

Return Values

| | | |
|-----------------------|--------|---------------------------------|
| TX_SUCCESS | (0x00) | Successful message queue flush. |
| TX_QUEUE_ERROR | (0x09) | Invalid message queue pointer. |

Allowed From

Initialization, threads, timers, and ISRs

Preemption Possible

Yes

Example

```
TX_QUEUE    my_queue;
UINT        status;

/* Flush out all pending messages in the specified message
   queue. Assume that the queue has already been created
   with a call to tx_queue_create. */
status = tx_queue_flush(&my_queue);

/* If status equals TX_SUCCESS, the message queue is
   empty. */
```

See Also

`tx_queue_create`, `tx_queue_delete`, `tx_queue_front_send`,
`tx_queue_info_get`, `tx_queue_performance_info_get`,
`tx_queue_performance_system_info_get`, `tx_queue_prioritize`,
`tx_queue_receive`, `tx_queue_send`, `tx_queue_send_notify`

tx_queue_front_send

Send message to the front of queue

Prototype

```
UINT tx_queue_front_send(TX_QUEUE *queue_ptr,
                        VOID *source_ptr, ULONG wait_option)
```

Description

This service sends a message to the front location of the specified message queue. The message is **copied** to the front of the queue from the memory area specified by the source pointer.

Parameters

| | | | | | | | |
|------------------------|----------------------------------------------------------------------------------------------------------------------------------------------------------------------------------------------------------------------------------------------------------------------------------------------------------------------------|-------------------|--------------|------------------------|--------------|---------------|----------------------------------|
| queue_ptr | Pointer to a message queue control block. | | | | | | |
| source_ptr | Pointer to the message. | | | | | | |
| wait_option | Defines how the service behaves if the message queue is full. The wait options are defined as follows: <table> <tr> <td>TX_NO_WAIT</td><td>(0x00000000)</td></tr> <tr> <td>TX_WAIT_FOREVER</td><td>(0xFFFFFFFF)</td></tr> <tr> <td>timeout value</td><td>(0x00000001 through 0xFFFFFFFFE)</td></tr> </table> | TX_NO_WAIT | (0x00000000) | TX_WAIT_FOREVER | (0xFFFFFFFF) | timeout value | (0x00000001 through 0xFFFFFFFFE) |
| TX_NO_WAIT | (0x00000000) | | | | | | |
| TX_WAIT_FOREVER | (0xFFFFFFFF) | | | | | | |
| timeout value | (0x00000001 through 0xFFFFFFFFE) | | | | | | |

Selecting TX_NO_WAIT results in an immediate return from this service regardless of whether or not it was successful. *This is the only valid option if the service is called from a non-thread; e.g., Initialization, timer, or ISR.*

Selecting TX_WAIT_FOREVER causes the calling thread to suspend indefinitely until there is room in the queue.

Selecting a numeric value (1-0xFFFFFFFFE) specifies the maximum number of timer-ticks to stay suspended while waiting for room in the queue.

Return Values

| | | |
|------------------------|--------|---------------------------------------------------------------------------------------------------------------|
| TX_SUCCESS | (0x00) | Successful sending of message. |
| TX_DELETED | (0x01) | Message queue was deleted while thread was suspended. |
| TX_QUEUE_FULL | (0x0B) | Service was unable to send message because the queue was full for the duration of the specified time to wait. |
| TX_WAIT_ABORTED | (0x1A) | Suspension was aborted by another thread, timer, or ISR. |
| TX_QUEUE_ERROR | (0x09) | Invalid message queue pointer. |
| TX_PTR_ERROR | (0x03) | Invalid source pointer for message. |
| TX_WAIT_ERROR | (0x04) | A wait option other than TX_NO_WAIT was specified on a call from a non-thread. |

Allowed From

Initialization, threads, timers, and ISRs

Preemption Possible

Yes

Example

```

TX_QUEUE    my_queue;
UINT        status;
ULONG       my_message[4];

/* Send a message to the front of "my_queue." Return
   immediately, regardless of success. This wait
   option is used for calls from initialization, timers,
   and ISRs. */
status = tx_queue_front_send(&my_queue, my_message,
                             TX_NO_WAIT);

/* If status equals TX_SUCCESS, the message is at the front
   of the specified queue. */

```

See Also

tx_queue_create, tx_queue_delete, tx_queue_flush, tx_queue_info_get,
tx_queue_performance_info_get,
tx_queue_performance_system_info_get, tx_queue_prioritize,
tx_queue_receive, tx_queue_send, tx_queue_send_notify



tx_queue_info_get

Retrieve information about queue

Prototype

```
UINT tx_queue_info_get(TX_QUEUE *queue_ptr, CHAR **name,
    ULONG *enqueued, ULONG *available_storage
    TX_THREAD **first_suspended, ULONG *suspended_count,
    TX_QUEUE **next_queue)
```

Description

This service retrieves information about the specified message queue.

Parameters

| | |
|--------------------------|----------------------------------------------------------------------------------------------------------|
| queue_ptr | Pointer to a previously created message queue. |
| name | Pointer to destination for the pointer to the queue's name. |
| enqueued | Pointer to destination for the number of messages currently in the queue. |
| available_storage | Pointer to destination for the number of messages the queue currently has space for. |
| first_suspended | Pointer to destination for the pointer to the thread that is first on the suspension list of this queue. |
| suspended_count | Pointer to destination for the number of threads currently suspended on this queue. |
| next_queue | Pointer to destination for the pointer of the next created queue. |

i

Supplying a TX_NULL for any parameter indicates that the parameter is not required.

Return Values

| | | |
|-----------------------|--------|-----------------------------------|
| TX_SUCCESS | (0x00) | Successful queue information get. |
| TX_QUEUE_ERROR | (0x09) | Invalid message queue pointer. |

Allowed From

Initialization, threads, timers, and ISRs

Preemption Possible

No

Example

```
TX_QUEUE    my_queue;
CHAR        *name;
ULONG       enqueued;
ULONG       available_storage;
TX_THREAD   *first_suspended;
ULONG       suspended_count;
TX_QUEUE    *next_queue;
UINT        status;

/* Retrieve information about the previously created
   message queue "my_queue." */
status = tx_queue_info_get(&my_queue, &name,
                           &enqueued, &available_storage,
                           &first_suspended, &suspended_count,
                           &next_queue);

/* If status equals TX_SUCCESS, the information requested is
   valid. */
```

See Also

tx_queue_create, tx_queue_delete, tx_queue_flush,
tx_queue_front_send, tx_queue_performance_info_get,
tx_queue_performance_system_info_get, tx_queue_prioritize,
tx_queue_receive, tx_queue_send, tx_queue_send_notify

tx_queue_performance_info_get

Get queue performance information

Prototype

```
UINT tx_queue_performance_info_get(TX_QUEUE *queue_ptr,
    ULONG *messages_sent, ULONG *messages_received,
    ULONG *empty_suspensions, ULONG *full_suspensions,
    ULONG *full_errors, ULONG *timeouts);
```

Description

This service retrieves performance information about the specified queue.

i | *The ThreadX library and application must be built with **TX_QUEUE_ENABLE_PERFORMANCE_INFO** defined for this service to return performance information.*

Parameters

| | |
|--------------------------|------------------------------------------------------------------------------------|
| queue_ptr | Pointer to previously created queue. |
| messages_sent | Pointer to destination for the number of send requests performed on this queue. |
| messages_received | Pointer to destination for the number of receive requests performed on this queue. |
| empty_suspensions | Pointer to destination for the number of queue empty suspensions on this queue. |
| full_suspensions | Pointer to destination for the number of queue full suspensions on this queue. |
| full_errors | Pointer to destination for the number of queue full errors on this queue. |
| timeouts | Pointer to destination for the number of thread suspension timeouts on this queue. |

i | *Supplying a **TX_NULL** for any parameter indicates that the parameter is not required.*

Return Values

| | | |
|-------------------------------|--------|-------------------------------------------------------------------|
| TX_SUCCESS | (0x00) | Successful queue performance get. |
| TX_PTR_ERROR | (0x03) | Invalid queue pointer. |
| TX_FEATURE_NOT_ENABLED | (0xFF) | The system was not compiled with performance information enabled. |

Allowed From

Initialization, threads, timers, and ISRs

Example

```
TX_QUEUE      my_queue;
ULONG         messages_sent;
ULONG         messages_received;
ULONG         empty_suspensions;
ULONG         full_suspensions;
ULONG         full_errors;
ULONG         timeouts;

/* Retrieve performance information on the previously created
   queue. */
status = tx_queue_performance_info_get(&my_queue, &messages_sent,
                                       &messages_received, &empty_suspensions,
                                       &full_suspensions, &full_errors, &timeouts);

/* If status is TX_SUCCESS the performance information was
   successfully retrieved. */
```

See Also

tx_queue_create, tx_queue_delete, tx_queue_flush,
tx_queue_front_send, tx_queue_info_get,
tx_queue_performance_system_info_get, tx_queue_prioritize,
tx_queue_receive, tx_queue_send, tx_queue_send_notify

tx_queue_performance_system_info_get

Get queue system performance information

Prototype

```
UINT tx_queue_performance_system_info_get(ULONG *messages_sent,
    ULONG *messages_received, ULONG *empty_suspensions,
    ULONG *full_suspensions, ULONG *full_errors,
    ULONG *timeouts);
```

Description

This service retrieves performance information about all the queues in the system.

i The ThreadX library and application must be built with **TX_QUEUE_ENABLE_PERFORMANCE_INFO** defined for this service to return performance information.

Parameters

| | |
|--------------------------|------------------------------------------------------------------------------------------|
| messages_sent | Pointer to destination for the total number of send requests performed on all queues. |
| messages_received | Pointer to destination for the total number of receive requests performed on all queues. |
| empty_suspensions | Pointer to destination for the total number of queue empty suspensions on all queues. |
| full_suspensions | Pointer to destination for the total number of queue full suspensions on all queues. |
| full_errors | Pointer to destination for the total number of queue full errors on all queues. |
| timeouts | Pointer to destination for the total number of thread suspension timeouts on all queues. |

i Supplying a **TX_NULL** for any parameter indicates that the parameter is not required.

Return Values

| | | |
|-------------------------------|--------|-------------------------------------------------------------------|
| TX_SUCCESS | (0x00) | Successful queue system performance get. |
| TX_FEATURE_NOT_ENABLED | (0xFF) | The system was not compiled with performance information enabled. |

Allowed From

Initialization, threads, timers, and ISRs

Example

```

ULONG          messages_sent;
ULONG          messages_received;
ULONG          empty_suspensions;
ULONG          full_suspensions;
ULONG          full_errors;
ULONG          timeouts;

/* Retrieve performance information on all previously created
   queues. */
status = tx_queue_performance_system_info_get(&messages_sent,
                                              &messages_received, &empty_suspensions,
                                              &full_suspensions, &full_errors, &timeouts);

/* If status is TX_SUCCESS the performance information was
   successfully retrieved. */

```

See Also

tx_queue_create, tx_queue_delete, tx_queue_flush,
tx_queue_front_send, tx_queue_info_get,
tx_queue_performance_info_get, tx_queue_prioritize, tx_queue_receive,
tx_queue_send, tx_queue_send_notify

tx_queue_prioritize

Prioritize queue suspension list

Prototype

```
UINT tx_queue_prioritize(TX_QUEUE *queue_ptr)
```

Description

This service places the highest priority thread suspended for a message (or to place a message) on this queue at the front of the suspension list. All other threads remain in the same FIFO order they were suspended in.

Parameters

queue_ptr Pointer to a previously created message queue.

Return Values

| | | |
|-----------------------|--------|--------------------------------|
| TX_SUCCESS | (0x00) | Successful queue prioritize. |
| TX_QUEUE_ERROR | (0x09) | Invalid message queue pointer. |

Allowed From

Initialization, threads, timers, and ISRs

Preemption Possible

No

Example

```
TX_QUEUE    my_queue;
UINT        status;

/* Ensure that the highest priority thread will receive
   the next message placed on this queue. */
status = tx_queue_prioritize(&my_queue);

/* If status equals TX_SUCCESS, the highest priority
   suspended thread is at the front of the list. The
   next tx_queue_send or tx_queue_front_send call made
   to this queue will wake up this thread. */
```

See Also

tx_queue_create, tx_queue_delete, tx_queue_flush,
tx_queue_front_send, tx_queue_info_get,
tx_queue_performance_info_get,
tx_queue_performance_system_info_get, tx_queue_receive,
tx_queue_send, tx_queue_send_notify

tx_queue_receive

Get message from message queue

Prototype

```
UINT tx_queue_receive(TX_QUEUE *queue_ptr,
                     VOID *destination_ptr, ULONG wait_option)
```

Description

This service retrieves a message from the specified message queue. The retrieved message is **copied** from the queue into the memory area specified by the destination pointer. That message is then removed from the queue.

! *The specified destination memory area must be large enough to hold the message; i.e., the message destination pointed to by **destination_ptr** must be at least as large as the message size for this queue. Otherwise, if the destination is not large enough, memory corruption occurs in the following memory area.*

Parameters

| | |
|------------------------|---------------------------------------------------------------------------------------------------------|
| queue_ptr | Pointer to a previously created message queue. |
| destination_ptr | Location of where to copy the message. |
| wait_option | Defines how the service behaves if the message queue is empty. The wait options are defined as follows: |

| | |
|------------------------|---------------------------------|
| TX_NO_WAIT | (0x00000000) |
| TX_WAIT_FOREVER | (0xFFFFFFFF) |
| timeout value | (0x00000001 through 0xFFFFFFFF) |

Selecting TX_NO_WAIT results in an immediate return from this service regardless of whether or not it was successful. This is the only valid option if the service is called from a non-thread; e.g., Initialization, timer, or ISR.

Selecting TX_WAIT_FOREVER causes the calling thread to suspend indefinitely until a message is available.

Selecting a numeric value (1-0xFFFFFFFF) specifies the maximum number of timer-ticks to stay suspended while waiting for a message.

Return Values

| | | |
|------------------------|--------|----------------------------------------------------------------------------------------------------------------------|
| TX_SUCCESS | (0x00) | Successful retrieval of message. |
| TX_DELETED | (0x01) | Message queue was deleted while thread was suspended. |
| TX_QUEUE_EMPTY | (0x0A) | Service was unable to retrieve a message because the queue was empty for the duration of the specified time to wait. |
| TX_WAIT_ABORTED | (0x1A) | Suspension was aborted by another thread, timer, or ISR. |
| TX_QUEUE_ERROR | (0x09) | Invalid message queue pointer. |
| TX_PTR_ERROR | (0x03) | Invalid destination pointer for message. |
| TX_WAIT_ERROR | (0x04) | A wait option other than TX_NO_WAIT was specified on a call from a non-thread. |

Allowed From

Initialization, threads, timers, and ISRs

Preemption Possible

Yes

Example

```
TX_QUEUE      my_queue;
UINT          status;
ULONG         my_message[4];

/* Retrieve a message from "my_queue." If the queue is
   empty, suspend until a message is present. Note that
   this suspension is only possible from application
   threads. */
status = tx_queue_receive(&my_queue, my_message,
                          TX_WAIT_FOREVER);

/* If status equals TX_SUCCESS, the message is in
   "my_message." */
```

See Also

tx_queue_create, tx_queue_delete, tx_queue_flush,
tx_queue_front_send, tx_queue_info_get,
tx_queue_performance_info_get,
tx_queue_performance_system_info_get, tx_queue_prioritize,
tx_queue_send, tx_queue_send_notify



tx_queue_send

Send message to message queue

Prototype

```
UINT tx_queue_send(TX_QUEUE *queue_ptr,
                  VOID *source_ptr, ULONG wait_option)
```

Description

This service sends a message to the specified message queue. The sent message is **copied** to the queue from the memory area specified by the source pointer.

Parameters

| | |
|--------------------|--------------------------------------------------------------------------------------------------------|
| queue_ptr | Pointer to a previously created message queue. |
| source_ptr | Pointer to the message. |
| wait_option | Defines how the service behaves if the message queue is full. The wait options are defined as follows: |

| | |
|------------------------|---------------------------------|
| TX_NO_WAIT | (0x00000000) |
| TX_WAIT_FOREVER | (0xFFFFFFFF) |
| timeout value | (0x00000001 through 0xFFFFFFFF) |

Selecting TX_NO_WAIT results in an immediate return from this service regardless of whether or not it was successful. *This is the only valid option if the service is called from a non-thread; e.g., Initialization, timer, or ISR.*

Selecting TX_WAIT_FOREVER causes the calling thread to suspend indefinitely until there is room in the queue.

Selecting a numeric value (1-0xFFFFFFFF) specifies the maximum number of timer-ticks to stay suspended while waiting for room in the queue.

Return Values

| | | |
|------------------------|--------|---------------------------------------------------------------------------------------------------------------|
| TX_SUCCESS | (0x00) | Successful sending of message. |
| TX_DELETED | (0x01) | Message queue was deleted while thread was suspended. |
| TX_QUEUE_FULL | (0x0B) | Service was unable to send message because the queue was full for the duration of the specified time to wait. |
| TX_WAIT_ABORTED | (0x1A) | Suspension was aborted by another thread, timer, or ISR. |
| TX_QUEUE_ERROR | (0x09) | Invalid message queue pointer. |
| TX_PTR_ERROR | (0x03) | Invalid source pointer for message. |
| TX_WAIT_ERROR | (0x04) | A wait option other than TX_NO_WAIT was specified on a call from a non-thread. |

Allowed From

Initialization, threads, timers, and ISRs

Preemption Possible

Yes

Example

```

TX_QUEUE   my_queue;
UINT       status;
ULONG      my_message[4];

/* Send a message to "my_queue." Return immediately,
   regardless of success. This wait option is used for
   calls from initialization, timers, and ISRs. */
status = tx_queue_send(&my_queue, my_message, TX_NO_WAIT);

/* If status equals TX_SUCCESS, the message is in the
   queue. */

```

See Also

tx_queue_create, tx_queue_delete, tx_queue_flush,
tx_queue_front_send, tx_queue_info_get,
tx_queue_performance_info_get,
tx_queue_performance_system_info_get, tx_queue_prioritize,
tx_queue_receive, tx_queue_send_notify



tx_queue_send_notify

Notify application when message is sent to queue

Prototype

```
UINT tx_queue_send_notify(TX_QUEUE *queue_ptr,
                          VOID (*queue_send_notify)(TX_QUEUE *));
```

Description

This service registers a notification callback function that is called whenever a message is sent to the specified queue. The processing of the notification callback is defined by the application.

Parameters

| | |
|-------------------|----------------------------------------------------------------------------------------------------------------|
| queue_ptr | Pointer to previously created queue. |
| queue_send_notify | Pointer to application's queue send notification function. If this value is TX_NULL, notification is disabled. |

Return Values

| | | |
|------------------------|--------|------------------------------------------------------------------|
| TX_SUCCESS | (0x00) | Successful registration of queue send notification. |
| TX_QUEUE_ERROR | (0x09) | Invalid queue pointer. |
| TX_FEATURE_NOT_ENABLED | (0xFF) | The system was compiled with notification capabilities disabled. |

Allowed From

Initialization, threads, timers, and ISRs

Example

```
TX_QUEUE          my_queue;

/* Register the "my_queue_send_notify" function for monitoring
   messages sent to the queue "my_queue." */
status = tx_queue_send_notify(&my_queue, my_queue_send_notify);

/* If status is TX_SUCCESS the queue send notification function was
   successfully registered. */

void my_queue_send_notify(TX_QUEUE *queue_ptr)
{
    /* A message was just sent to this queue! */
}
```

See Also

tx_queue_create, tx_queue_delete, tx_queue_flush,
tx_queue_front_send, tx_queue_info_get,
tx_queue_performance_info_get,
tx_queue_performance_system_info_get, tx_queue_prioritize,
tx_queue_receive, tx_queue_send

tx_semaphore_ceiling_put

Place an instance in counting semaphore with ceiling

Prototype

```
UINT tx_semaphore_ceiling_put(TX_SEMAPHORE *semaphore_ptr,
                             ULONG ceiling);
```

Description

This service puts an instance into the specified counting semaphore, which in reality increments the counting semaphore by one. If the counting semaphore's current value is greater than or equal to the specified ceiling, the instance will not be put and a TX_CEILING_EXCEEDED error will be returned.

Parameters

| | |
|----------------------|-----------------------------------------------------------------------------------------|
| semaphore_ptr | Pointer to previously created semaphore. |
| ceiling | Maximum limit allowed for the semaphore (valid values range from 1 through 0xFFFFFFFF). |

Return Values

| | | |
|----------------------------|--------|----------------------------------------------------|
| TX_SUCCESS | (0x00) | Successful semaphore ceiling put. |
| TX_CEILING_EXCEEDED | (0x21) | Put request exceeds ceiling. |
| TX_INVALID_CEILING | (0x22) | An invalid value of zero was supplied for ceiling. |
| TX_SEMAPHORE_ERROR | (0x03) | Invalid semaphore pointer. |

Allowed From

Initialization, threads, timers, and ISRs

Example

```
TX_SEMAPHORE    my_semaphore;

/* Increment the counting semaphore "my_semaphore" but make sure
   that it never exceeds 7 as specified in the call. */
status = tx_semaphore_ceiling_put(&my_semaphore, 7);

/* If status is TX_SUCCESS the semaphore count has been
   incremented. */
```

See Also

[tx_semaphore_create](#), [tx_semaphore_delete](#), [tx_semaphore_get](#),
[tx_semaphore_info_get](#), [tx_semaphore_performance_info_get](#),
[tx_semaphore_performance_system_info_get](#), [tx_semaphore_prioritize](#),
[tx_semaphore_put](#), [tx_semaphore_put_notify](#)

tx_semaphore_create

Create counting semaphore

Prototype

```
UINT tx_semaphore_create(TX_SEMAPHORE *semaphore_ptr,
                        CHAR *name_ptr, ULONG initial_count)
```

Description

This service creates a counting semaphore for inter-thread synchronization. The initial semaphore count is specified as an input parameter.

Parameters

| | |
|---------------|--------------------------------------------------------------------------------------------------------|
| semaphore_ptr | Pointer to a semaphore control block. |
| name_ptr | Pointer to the name of the semaphore. |
| initial_count | Specifies the initial count for this semaphore. Legal values range from 0x00000000 through 0xFFFFFFFF. |

Return Values

| | | |
|--------------------|--------|--------------------------------------------------------------------------------------------|
| TX_SUCCESS | (0x00) | Successful semaphore creation. |
| TX_SEMAPHORE_ERROR | (0x0C) | Invalid semaphore pointer. Either the pointer is NULL or the semaphore is already created. |
| TX_CALLER_ERROR | (0x13) | Invalid caller of this service. |

Allowed From

Initialization and threads

Preemption Possible

No

Example

```
TX_SEMAPHORE    my_semaphore;
UINT            status;

/* Create a counting semaphore whose initial value is 1.
   This is typically the technique used to make a binary
   semaphore. Binary semaphores are used to provide
   protection over a common resource. */
status = tx_semaphore_create(&my_semaphore,
                             "my_semaphore_name", 1);

/* If status equals TX_SUCCESS, my_semaphore is ready for
   use. */
```

See Also

tx_semaphore_ceiling_put, tx_semaphore_delete, tx_semaphore_get,
tx_semaphore_info_get, tx_semaphore_performance_info_get,
tx_semaphore_performance_system_info_get, tx_semaphore_prioritize,
tx_semaphore_put, tx_semaphore_put_notify

tx_semaphore_delete

Delete counting semaphore

Prototype

```
UINT tx_semaphore_delete(TX_SEMAPHORE *semaphore_ptr)
```

Description

This service deletes the specified counting semaphore. All threads suspended waiting for a semaphore instance are resumed and given a TX_DELETED return status.

i It is the application's responsibility to prevent use of a deleted semaphore.

Parameters

semaphore_ptr Pointer to a previously created semaphore.

Return Values

| | | |
|--------------------|--------|-----------------------------------------|
| TX_SUCCESS | (0x00) | Successful counting semaphore deletion. |
| TX_SEMAPHORE_ERROR | (0x0C) | Invalid counting semaphore pointer. |
| TX_CALLER_ERROR | (0x13) | Invalid caller of this service. |

Allowed From

Threads

Preemption Possible

Yes

Example

```
TX_SEMAPHORE    my_semaphore;  
UINT            status;  
  
/* Delete counting semaphore. Assume that the counting  
   semaphore has already been created. */  
status = tx_semaphore_delete(&my_semaphore);  
  
/* If status equals TX_SUCCESS, the counting semaphore is  
   deleted. */
```

See Also

[tx_semaphore_ceiling_put](#), [tx_semaphore_create](#), [tx_semaphore_get](#),
[tx_semaphore_info_get](#), [tx_semaphore_performance_info_get](#),
[tx_semaphore_performance_system_info_get](#), [tx_semaphore_prioritize](#),
[tx_semaphore_put](#), [tx_semaphore_put_notify](#)

tx_semaphore_get

Get instance from counting semaphore

Prototype

```
UINT tx_semaphore_get(TX_SEMAPHORE *semaphore_ptr,
                     ULONG wait_option)
```

Description

This service retrieves an instance (a single count) from the specified counting semaphore. As a result, the specified semaphore's count is decreased by one.

Parameters

| | | | | | | | |
|------------------------|--------------------------------------------------------------------------------------------------------------------------------------------------------------------------------------------------------------------------------------------------------------------------------------------------------------------------------------------------------------------------------------------------------------------|-------------------|--------------|------------------------|--------------|---------------|---------------------------------|
| semaphore_ptr | Pointer to a previously created counting semaphore. | | | | | | |
| wait_option | Defines how the service behaves if there are no instances of the semaphore available; i.e., the semaphore count is zero. The wait options are defined as follows: <table data-bbox="618 902 1145 1020"> <tr> <td>TX_NO_WAIT</td><td>(0x00000000)</td></tr> <tr> <td>TX_WAIT_FOREVER</td><td>(0xFFFFFFFF)</td></tr> <tr> <td>timeout value</td><td>(0x00000001 through 0xFFFFFFFF)</td></tr> </table> | TX_NO_WAIT | (0x00000000) | TX_WAIT_FOREVER | (0xFFFFFFFF) | timeout value | (0x00000001 through 0xFFFFFFFF) |
| TX_NO_WAIT | (0x00000000) | | | | | | |
| TX_WAIT_FOREVER | (0xFFFFFFFF) | | | | | | |
| timeout value | (0x00000001 through 0xFFFFFFFF) | | | | | | |

Selecting TX_NO_WAIT results in an immediate return from this service regardless of whether or not it was successful. *This is the only valid option if the service is called from a non-thread; e.g., initialization, timer, or ISR.*

Selecting TX_WAIT_FOREVER causes the calling thread to suspend indefinitely until a semaphore instance is available.

Selecting a numeric value (1-0xFFFFFFFF) specifies the maximum number of timer-ticks to stay suspended while waiting for a semaphore instance.

Return Values

| | | |
|---------------------------|--------|-----------------------------------------------------------------------------------------------------------------------------------|
| TX_SUCCESS | (0x00) | Successful retrieval of a semaphore instance. |
| TX_DELETED | (0x01) | Counting semaphore was deleted while thread was suspended. |
| TX_NO_INSTANCE | (0x0D) | Service was unable to retrieve an instance of the counting semaphore (semaphore count is zero within the specified time to wait). |
| TX_WAIT_ABORTED | (0x1A) | Suspension was aborted by another thread, timer, or ISR. |
| TX_SEMAPHORE_ERROR | (0x0C) | Invalid counting semaphore pointer. |
| TX_WAIT_ERROR | (0x04) | A wait option other than TX_NO_WAIT was specified on a call from a non-thread. |

Allowed From

Initialization, threads, timers, and ISRs

Preemption Possible

Yes

Example

```

TX_SEMAPHORE my_semaphore;
UINT          status;

/* Get a semaphore instance from the semaphore
"my_semaphore." If the semaphore count is zero,
suspend until an instance becomes available.
Note that this suspension is only possible from
application threads. */
status = tx_semaphore_get(&my_semaphore, TX_WAIT_FOREVER);

/* If status equals TX_SUCCESS, the thread has obtained
an instance of the semaphore. */

```

See Also

tx_semaphore_ceiling_put, tx_semaphore_create, tx_semaphore_delete,
tx_semaphore_info_get, tx_semaphore_performance_info_get,
tx_semaphore_prioritize, tx_semaphore_put, tx_semaphore_put_notify



tx_semaphore_info_get

Retrieve information about semaphore

Prototype

```
UINT tx_semaphore_info_get(TX_SEMAPHORE *semaphore_ptr,
                           CHAR **name, ULONG *current_value,
                           TX_THREAD **first_suspended,
                           ULONG *suspended_count,
                           TX_SEMAPHORE **next_semaphore)
```

Description

This service retrieves information about the specified semaphore.

Parameters

| | |
|------------------------|--------------------------------------------------------------------------------------------------------------|
| semaphore_ptr | Pointer to semaphore control block. |
| name | Pointer to destination for the pointer to the semaphore's name. |
| current_value | Pointer to destination for the current semaphore's count. |
| first_suspended | Pointer to destination for the pointer to the thread that is first on the suspension list of this semaphore. |
| suspended_count | Pointer to destination for the number of threads currently suspended on this semaphore. |
| next_semaphore | Pointer to destination for the pointer of the next created semaphore. |

i

Supplying a TX_NULL for any parameter indicates that the parameter is not required.

Return Values

| | | |
|---------------------------|--------|---------------------------------------------|
| TX_SUCCESS | (0x00) | Successful semaphore information retrieval. |
| TX_SEMAPHORE_ERROR | (0x0C) | Invalid semaphore pointer. |

Allowed From

Initialization, threads, timers, and ISRs

Preemption Possible

No

Example

```

TX_SEMAPHORE my_semaphore;
CHAR          *name;
ULONG         current_value;
TX_THREAD     *first_suspended;
ULONG         suspended_count;
TX_SEMAPHORE *next_semaphore;
UINT          status;

/* Retrieve information about the previously created
   semaphore "my_semaphore." */
status = tx_semaphore_info_get(&my_semaphore, &name,
                                &current_value,
                                &first_suspended, &suspended_count,
                                &next_semaphore);

/* If status equals TX_SUCCESS, the information requested is
   valid. */

```

See Also

tx_semaphore_ceiling_put, tx_semaphore_create, tx_semaphore_delete,
tx_semaphore_get, tx_semaphore_performance_info_get,
tx_semaphore_performance_system_info_get, tx_semaphore_prioritize,
tx_semaphore_put, tx_semaphore_put_notify

tx_semaphore_performance_info_get

Get semaphore performance information

Prototype

```
UINT tx_semaphore_performance_info_get(TX_SEMAPHORE *semaphore_ptr,
    ULONG *puts, ULONG *gets,
    ULONG *suspensions, ULONG *timeouts);
```

Description

This service retrieves performance information about the specified semaphore.

i

*Note: The ThreadX library and application must be built with **TX_SEMAPHORE_ENABLE_PERFORMANCE_INFO** defined for this service to return performance information.*

Parameters

| | |
|----------------------|----------------------------------------------------------------------------------------|
| semaphore_ptr | Pointer to previously created semaphore. |
| puts | Pointer to destination for the number of put requests performed on this semaphore. |
| gets | Pointer to destination for the number of get requests performed on this semaphore. |
| suspensions | Pointer to destination for the number of thread suspensions on this semaphore. |
| timeouts | Pointer to destination for the number of thread suspension timeouts on this semaphore. |

i

*Supplying a **TX_NULL** for any parameter indicates that the parameter is not required.*

Return Values

| | | |
|-------------------------------|--------|-------------------------------------------------------------------|
| TX_SUCCESS | (0x00) | Successful semaphore performance get. |
| TX_PTR_ERROR | (0x03) | Invalid semaphore pointer. |
| TX_FEATURE_NOT_ENABLED | (0xFF) | The system was not compiled with performance information enabled. |

Allowed From

Initialization, threads, timers, and ISRs

Example

```
TX_SEMAPHORE    my_semaphore;
ULONG           puts;
ULONG           gets;
ULONG           suspensions;
ULONG           timeouts;

/* Retrieve performance information on the previously created
   semaphore. */
status = tx_semaphore_performance_info_get(&my_semaphore, &puts,
                                           &gets, &suspensions, &timeouts);

/* If status is TX_SUCCESS the performance information was
   successfully retrieved. */
```

See Also

tx_semaphore_ceiling_put, tx_semaphore_create, tx_semaphore_delete,
tx_semaphore_get, tx_semaphore_info_get,
tx_semaphore_performance_system_info_get, tx_semaphore_prioritize,
tx_semaphore_put, tx_semaphore_put_notify

tx_semaphore_performance_system_info_get

Get semaphore system performance information

Prototype

```
UINT tx_semaphore_performance_system_info_get(ULONG *puts,
                                             ULONG *gets, ULONG *suspensions, ULONG *timeouts);
```

Description

This service retrieves performance information about all the semaphores in the system.

i

*The ThreadX library and application must be built with **TX_SEMAPHORE_ENABLE_PERFORMANCE_INFO** defined for this service to return performance information*

Parameters

| | |
|--------------------|----------------------------------------------------------------------------------------------|
| puts | Pointer to destination for the total number of put requests performed on all semaphores. |
| gets | Pointer to destination for the total number of get requests performed on all semaphores. |
| suspensions | Pointer to destination for the total number of thread suspensions on all semaphores. |
| timeouts | Pointer to destination for the total number of thread suspension timeouts on all semaphores. |

i

*Supplying a **TX_NULL** for any parameter indicates that the parameter is not required.*

Return Values

| | | |
|------------------------|--------|-------------------------------------------------------------------|
| TX_SUCCESS | (0x00) | Successful semaphore system performance get. |
| TX_FEATURE_NOT_ENABLED | (0xFF) | The system was not compiled with performance information enabled. |

Allowed From

Initialization, threads, timers, and ISRs

Example

```
ULONG          puts;
ULONG          gets;
ULONG          suspensions;
ULONG          timeouts;

/* Retrieve performance information on all previously created
   semaphores. */
status = tx_semaphore_performance_system_info_get(&puts, &gets,
                                                  &suspensions, &timeouts);

/* If status is TX_SUCCESS the performance information was
   successfully retrieved. */
```

See Also

tx_semaphore_ceiling_put, tx_semaphore_create, tx_semaphore_delete,
tx_semaphore_get, tx_semaphore_info_get,
tx_semaphore_performance_info_get, tx_semaphore_prioritize,
tx_semaphore_put, tx_semaphore_put_notify

tx_semaphore_prioritize

Prioritize semaphore suspension list

Prototype

```
UINT tx_semaphore_prioritize(TX_SEMAPHORE *semaphore_ptr)
```

Description

This service places the highest priority thread suspended for an instance of the semaphore at the front of the suspension list. All other threads remain in the same FIFO order they were suspended in.

Parameters

semaphore_ptr Pointer to a previously created semaphore.

Return Values

| | | |
|--------------------|--------|-------------------------------------|
| TX_SUCCESS | (0x00) | Successful semaphore prioritize. |
| TX_SEMAPHORE_ERROR | (0x0C) | Invalid counting semaphore pointer. |

Allowed From

Initialization, threads, timers, and ISRs

Preemption Possible

No

Example

```
TX_SEMAPHORE my_semaphore;
UINT          status;

/* Ensure that the highest priority thread will receive
   the next instance of this semaphore. */
status = tx_semaphore_prioritize(&my_semaphore);

/* If status equals TX_SUCCESS, the highest priority
   suspended thread is at the front of the list. The
   next tx_semaphore_put call made to this semaphore will
   wake up this thread. */
```

See Also

[tx_semaphore_create](#), [tx_semaphore_delete](#), [tx_semaphore_get](#),
[tx_semaphore_info_get](#), [tx_semaphore_put](#)

tx_semaphore_put

Place an instance in counting semaphore

Prototype

```
UINT tx_semaphore_put(TX_SEMAPHORE *semaphore_ptr)
```

Description

This service puts an instance into the specified counting semaphore, which in reality increments the counting semaphore by one.

***i** If this service is called when the semaphore is all ones (0xFFFFFFFF), the new put operation will cause the semaphore to be reset to zero.*

Parameters

| | |
|----------------------|---------------------------------------------------------------------|
| semaphore_ptr | Pointer to the previously created counting semaphore control block. |
|----------------------|---------------------------------------------------------------------|

Return Values

| | | |
|---------------------------|--------|----------------------------------------|
| TX_SUCCESS | (0x00) | Successful semaphore put. |
| TX_SEMAPHORE_ERROR | (0x0C) | Invalid pointer to counting semaphore. |

Allowed From

Initialization, threads, timers, and ISRs

Preemption Possible

Yes

Example

```
TX_SEMAPHORE    my_semaphore;  
UINT            status;  
  
/* Increment the counting semaphore "my_semaphore." */  
status = tx_semaphore_put(&my_semaphore);  
  
/* If status equals TX_SUCCESS, the semaphore count has  
   been incremented. Of course, if a thread was waiting,  
   it was given the semaphore instance and resumed. */
```

See Also

[tx_semaphore_ceiling_put](#), [tx_semaphore_create](#), [tx_semaphore_delete](#),
[tx_semaphore_info_get](#), [tx_semaphore_performance_info_get](#),
[tx_semaphore_performance_system_info_get](#), [tx_semaphore_prioritize](#),
[tx_semaphore_get](#), [tx_semaphore_put_notify](#)

tx_semaphore_put_notify

Notify application when semaphore is put

Prototype

```
UINT tx_semaphore_put_notify(TX_SEMAPHORE *semaphore_ptr,
                             VOID (*semaphore_put_notify)(TX_SEMAPHORE *));
```

Description

This service registers a notification callback function that is called whenever the specified semaphore is put. The processing of the notification callback is defined by the application.

Parameters

| | |
|-----------------------------|-------------------------------------------------------------------------------------------------------------------|
| semaphore_ptr | Pointer to previously created semaphore. |
| semaphore_put_notify | Pointer to application's semaphore put notification function. If this value is TX_NULL, notification is disabled. |

Return Values

| | | |
|-------------------------------|--------|------------------------------------------------------------------|
| TX_SUCCESS | (0x00) | Successful registration of semaphore put notification. |
| TX_SEMAPHORE_ERROR | (0x0C) | Invalid semaphore pointer. |
| TX_FEATURE_NOT_ENABLED | (0xFF) | The system was compiled with notification capabilities disabled. |

Allowed From

Initialization, threads, timers, and ISRs

Example

```
TX_SEMAPHORE    my_semaphore;

/* Register the "my_semaphore_put_notify" function for monitoring
   the put operations on the semaphore "my_semaphore." */
status = tx_semaphore_put_notify(&my_semaphore,
                                my_semaphore_put_notify);

/* If status is TX_SUCCESS the semaphore put notification function
   was successfully registered. */

void my_semaphore_put_notify(TX_SEMAPHORE *semaphore_ptr)
{
    /* The semaphore was just put! */
}
```

See Also

tx_semaphore_ceiling_put, tx_semaphore_create, tx_semaphore_delete,
tx_semaphore_get, tx_semaphore_info_get,
tx_semaphore_performance_info_get,
tx_semaphore_performance_system_info_get, tx_semaphore_prioritize,
tx_semaphore_put

tx_thread_create

Create application thread

Prototype

```
UINT tx_thread_create(TX_THREAD *thread_ptr,
                     CHAR *name_ptr, VOID (*entry_function)(ULONG),
                     ULONG entry_input, VOID *stack_start,
                     ULONG stack_size, UINT priority,
                     UINT preempt_threshold, ULONG time_slice,
                     UINT auto_start)
```

Description

This service creates an application thread that starts execution at the specified task entry function. The stack, priority, preemption-threshold, and time-slice are among the attributes specified by the input parameters. In addition, the initial execution state of the thread is also specified.

Parameters

| | |
|--------------------------|-----------------------------------------------------------------------------------------------------------------------------------------------------------------------------|
| thread_ptr | Pointer to a thread control block. |
| name_ptr | Pointer to the name of the thread. |
| entry_function | Specifies the initial C function for thread execution. When a thread returns from this entry function, it is placed in a <i>completed</i> state and suspended indefinitely. |
| entry_input | A 32-bit value that is passed to the thread's entry function when it first executes. The use for this input is determined exclusively by the application. |
| stack_start | Starting address of the stack's memory area. |
| stack_size | Number bytes in the stack memory area. The thread's stack area must be large enough to handle its worst-case function call nesting and local variable usage. |
| priority | Numerical priority of thread. Legal values range from 0 through (TX_MAX_PRIORITIES-1), where a value of 0 represents the highest priority. |
| preempt_threshold | Highest priority level (0 through (TX_MAX_PRIORITIES-1)) of disabled |

preemption. Only priorities higher than this level are allowed to preempt this thread. This value must be less than or equal to the specified priority. A value equal to the thread priority disables `preemption-threshold`.

time_slice

Number of timer-ticks this thread is allowed to run before other ready threads of the same priority are given a chance to run. Note that using `preemption-threshold` disables time-slicing. Legal time-slice values range from 1 to 0xFFFFFFFF (inclusive). A value of **TX_NO_TIME_SLICE** (a value of 0) disables time-slicing of this thread.



Using time-slicing results in a slight amount of system overhead. Since time-slicing is only useful in cases where multiple threads share the same priority, threads having a unique priority should not be assigned a time-slice.

auto_start

Specifies whether the thread starts immediately or is placed in a suspended state. Legal options are **TX_AUTO_START** (0x01) and **TX_DONT_START** (0x00). If **TX_DONT_START** is specified, the application must later call `tx_thread_resume` in order for the thread to run.

Return Values

| | | |
|--------------------------|--------|---------------------------------------------------------------------------------------------------------------------------------------|
| TX_SUCCESS | (0x00) | Successful thread creation. |
| TX_THREAD_ERROR | (0x0E) | Invalid thread control pointer. Either the pointer is NULL or the thread is already created. |
| TX_PTR_ERROR | (0x03) | Invalid starting address of the entry point or the stack area is invalid, usually NULL. |
| TX_SIZE_ERROR | (0x05) | Size of stack area is invalid. Threads must have at least TX_MINIMUM_STACK bytes to execute. |
| TX_PRIORITY_ERROR | (0x0F) | Invalid thread priority, which is a value outside the range of (0 through (TX_MAX_PRIORITIES-1)). |
| TX_THRESH_ERROR | (0x18) | Invalid preemption-threshold specified. This value must be a valid priority less than or equal to the initial priority of the thread. |
| TX_START_ERROR | (0x10) | Invalid auto-start selection. |
| TX_CALLER_ERROR | (0x13) | Invalid caller of this service. |

Allowed From

Initialization and threads

Preemption Possible

Yes

Example

```

TX_THREAD      my_thread;
UINT           status;

/* Create a thread of priority 15 whose entry point is
   "my_thread_entry". This thread's stack area is 1000
   bytes in size, starting at address 0x400000. The
   preemption-threshold is setup to allow preemption of threads
   with priorities ranging from 0 through 14. Time-slicing is
   disabled. This thread is automatically put into a ready
   condition. */
status = tx_thread_create(&my_thread, "my_thread_name",
                          my_thread_entry, 0x1234,
                          (VOID *) 0x400000, 1000,
                          15, 15, TX_NO_TIME_SLICE,
                          TX_AUTO_START);

/* If status equals TX_SUCCESS, my_thread is ready
   for execution! */

...

/* Thread's entry function. When "my_thread" actually
   begins execution, control is transferred to this
   function. */
VOID my_thread_entry (ULONG initial_input)
{

    /* When we get here, the value of initial_input is
       0x1234. See how this was specified during
       creation. */

    /* The real work of the thread, including calls to
       other function should be called from here! */

    /* When this function returns, the corresponding
       thread is placed into a "completed" state. */
}

```

See Also

tx_thread_delete, tx_thread_entry_exit_notify, tx_thread_identify,
 tx_thread_info_get, tx_thread_performance_info_get,
 tx_thread_performance_system_info_get,
 tx_thread_preemption_change, tx_thread_priority_change,
 tx_thread_relinquish, tx_thread_reset, tx_thread_resume,
 tx_thread_sleep, tx_thread_stack_error_notify, tx_thread_suspend,
 tx_thread_terminate, tx_thread_time_slice_change, tx_thread_wait_abort

tx_thread_delete

Delete application thread

Prototype

```
UINT tx_thread_delete(TX_THREAD *thread_ptr)
```

Description

This service deletes the specified application thread. Since the specified thread must be in a terminated or completed state, this service cannot be called from a thread attempting to delete itself.

i It is the application's responsibility to manage the memory area associated with the thread's stack, which is available after this service completes. In addition, the application must prevent use of a deleted thread.

Parameters

thread_ptr Pointer to a previously created application thread.

Return Values

- TX_SUCCESS** (0x00) Successful thread deletion.
- TX_THREAD_ERROR** (0x0E) Invalid application thread pointer.
- TX_DELETE_ERROR** (0x11) Specified thread is not in a terminated or completed state.
- TX_CALLER_ERROR** (0x13) Invalid caller of this service.

Allowed From

Threads and timers

Preemption Possible

No

Example

```
TX_THREAD    my_thread;
UINT         status;

/* Delete an application thread whose control block is
   "my_thread". Assume that the thread has already been
   created with a call to tx_thread_create. */
status = tx_thread_delete(&my_thread);

/* If status equals TX_SUCCESS, the application thread is
   deleted. */
```

See Also

`tx_thread_create`, `tx_thread_entry_exit_notify`, `tx_thread_identify`,
`tx_thread_info_get`, `tx_thread_performance_info_get`,
`tx_thread_performance_system_info_get`,
`tx_thread_preemption_change`, `tx_thread_priority_change`,
`tx_thread_relinquish`, `tx_thread_reset`, `tx_thread_resume`,
`tx_thread_sleep`, `tx_thread_stack_error_notify`, `tx_thread_suspend`,
`tx_thread_terminate`, `tx_thread_time_slice_change`, `tx_thread_wait_abort`

tx_thread_entry_exit_notify

Notify application upon thread entry and exit

Prototype

```
UINT tx_thread_entry_exit_notify(TX_THREAD *thread_ptr,
                                VOID (*entry_exit_notify)(TX_THREAD *, UINT))
```

Description

This service registers a notification callback function that is called whenever the specified thread is entered or exits. The processing of the notification callback is defined by the application.

Parameters

| | |
|-------------------|-------------------------------------------------------------------------------------------------------------------------------------------------------------------------------------------------------------------------------------------------------------------------------------------------------------------------------------------------------------------------|
| thread_ptr | Pointer to previously created thread. |
| entry_exit_notify | Pointer to application's thread entry/exit notification function. The second parameter to the entry/exit notification function designates if an entry or exit is present. The value TX_THREAD_ENTRY (0x00) indicates the thread was entered, while the value TX_THREAD_EXIT (0x01) indicates the thread was exited. If this value is TX_NULL, notification is disabled. |

Return Values

| | | |
|------------------------|--------|-------------------------------------------------------------------------|
| TX_SUCCESS | (0x00) | Successful registration of the thread entry/exit notification function. |
| TX_THREAD_ERROR | (0x0E) | Invalid thread pointer. |
| TX_FEATURE_NOT_ENABLED | (0xFF) | The system was compiled with notification capabilities disabled. |

Allowed From

Initialization, threads, timers, and ISRs

Example

```

TX_THREAD          my_thread;

/* Register the "my_entry_exit_notify" function for monitoring
   the entry/exit of the thread "my_thread." */
status = tx_thread_entry_exit_notify(&my_thread,
                                     my_entry_exit_notify);

/* If status is TX_SUCCESS the entry/exit notification function was
   successfully registered. */
void my_entry_exit_notify(TX_THREAD *thread_ptr, UINT condition)
{
    /* Determine if the thread was entered or exited. */
    if (condition == TX_THREAD_ENTRY)
        /* Thread entry! */
    else if (condition == TX_THREAD_EXIT)
        /* Thread exit! */
}

```

See Also

tx_thread_create, tx_thread_delete, tx_thread_entry_exit_notify,
tx_thread_identify, tx_thread_info_get, tx_thread_performance_info_get,
tx_thread_performance_system_info_get,
tx_thread_preemption_change, tx_thread_priority_change,
tx_thread_relinquish, tx_thread_reset, tx_thread_resume,
tx_thread_sleep, tx_thread_stack_error_notify, tx_thread_suspend,
tx_thread_terminate, tx_thread_time_slice_change, tx_thread_wait_abort

tx_thread_identify

Retrieves pointer to currently executing thread

Prototype

TX_THREAD* tx_thread_identify (VOID)

Description

This service returns a pointer to the currently executing thread. If no thread is executing, this service returns a null pointer.

i If this service is called from an ISR, the return value represents the thread running prior to the executing interrupt handler.

Parameters

None

Return Values

thread pointer

Pointer to the currently executing thread. If no thread is executing, the return value is TX_NULL.

Allowed From

Threads and ISRs

Preemption Possible

No

Example

```
TX_THREAD      *my_thread_ptr;

/* Find out who we are! */
my_thread_ptr = tx_thread_identify();

/* If my_thread_ptr is non-null, we are currently executing
   from that thread or an ISR that interrupted that thread.
   Otherwise, this service was called
   from an ISR when no thread was running when the
   interrupt occurred. */
```

See Also

tx_thread_create, tx_thread_delete, tx_thread_entry_exit_notify,
tx_thread_info_get, tx_thread_performance_info_get,
tx_thread_performance_system_info_get,
tx_thread_preemption_change, tx_thread_priority_change,
tx_thread_relinquish, tx_thread_reset, tx_thread_resume,
tx_thread_sleep, tx_thread_stack_error_notify, tx_thread_suspend,
tx_thread_terminate, tx_thread_time_slice_change, tx_thread_wait_abort

tx_thread_info_get

Retrieve information about thread

Prototype

```
UINT tx_thread_info_get(TX_THREAD *thread_ptr, CHAR **name,
                        UINT *state, ULONG *run_count,
                        UINT *priority,
                        UINT *preemption_threshold,
                        ULONG *time_slice,
                        TX_THREAD **next_thread,
                        TX_THREAD **suspended_thread)
```

Description

This service retrieves information about the specified thread.

Parameters

| | |
|-----------------------------|--------------------------------------------------------------------------------------------------------------------------------------------------------------------------------------------------------------------------------------------------------------------------------------------------------------------------------------------------------------------------------------------------------------------------------------------------------------------------------------------------------------------------------------------------------------------------------------------------|
| thread_ptr | Pointer to thread control block. |
| name | Pointer to destination for the pointer to the thread's name. |
| state | Pointer to destination for the thread's current execution state. Possible values are as follows: <div><div><div>TX_READY</div><div>TX_COMPLETED</div><div>TX_TERMINATED</div><div>TX_SUSPENDED</div><div>TX_SLEEP</div><div>TX_QUEUE_SUSP</div><div>TX_SEMAPHORE_SUSP</div><div>TX_EVENT_FLAG</div><div>TX_BLOCK_MEMORY</div><div>TX_BYTE_MEMORY</div><div>TX_MUTEX_SUSP</div></div><div><div>(0x00)</div><div>(0x01)</div><div>(0x02)</div><div>(0x03)</div><div>(0x04)</div><div>(0x05)</div><div>(0x06)</div><div>(0x07)</div><div>(0x08)</div><div>(0x09)</div><div>(0x0D)</div></div></div> |
| run_count | Pointer to destination for the thread's run count. |
| priority | Pointer to destination for the thread's priority. |
| preemption_threshold | Pointer to destination for the thread's preemption-threshold. |
| time_slice | Pointer to destination for the thread's time-slice. |

| | |
|-------------------------|-----------------------------------------------------------------------|
| next_thread | Pointer to destination for next created thread pointer. |
| suspended_thread | Pointer to destination for pointer to next thread in suspension list. |

i | *Supplying a TX_NULL for any parameter indicates that the parameter is not required.*

Return Values

| | | |
|------------------------|--------|------------------------------------------|
| TX_SUCCESS | (0x00) | Successful thread information retrieval. |
| TX_THREAD_ERROR | (0x0E) | Invalid thread control pointer. |

Allowed From

Initialization, threads, timers, and ISRs

Preemption Possible

No

Example

```

TX_THREAD    my_thread;
CHAR         *name;
UINT         state;
ULONG        run_count;
UINT         priority;
UINT         preemption_threshold;
UINT         time_slice;
TX_THREAD    *next_thread;
TX_THREAD    *suspended_thread;
UINT         status;

/* Retrieve information about the previously created
   thread "my_thread." */
status = tx_thread_info_get(&my_thread, &name,
                           &state, &run_count,
                           &priority, &preemption_threshold,
                           &time_slice, &next_thread, &suspended_thread);

/* If status equals TX_SUCCESS, the information requested is
   valid. */

```

See Also

tx_thread_create, tx_thread_delete, tx_thread_entry_exit_notify,
tx_thread_identify, tx_thread_performance_info_get,
tx_thread_performance_system_info_get,
tx_thread_preemption_change, tx_thread_priority_change,
tx_thread_relinquish, tx_thread_reset, tx_thread_resume,
tx_thread_sleep, tx_thread_stack_error_notify, tx_thread_suspend,
tx_thread_terminate, tx_thread_time_slice_change, tx_thread_wait_abort



tx_thread_performance_info_get

Get thread performance information

Prototype

```
UINT tx_thread_performance_info_get(TX_THREAD *thread_ptr,
    ULONG *resumptions, ULONG *suspensions,
    ULONG *solicited_preemptions, ULONG *interrupt_preemptions,
    ULONG *priority_inversions, ULONG *time_slices,
    ULONG *relinquishes, ULONG *timeouts, ULONG *wait_aborts,
    TX_THREAD **last_preempted_by);
```

Description

This service retrieves performance information about the specified thread.

i The ThreadX library and application must be built with **TX_THREAD_ENABLE_PERFORMANCE_INFO** defined in order for this service to return performance information.

Parameters

| | |
|------------------------------|---------------------------------------------------------------------------------------------------------------------|
| thread_ptr | Pointer to previously created thread. |
| resumptions | Pointer to destination for the number of resumptions of this thread. |
| suspensions | Pointer to destination for the number of suspensions of this thread. |
| solicited_preemptions | Pointer to destination for the number of preemptions as a result of a ThreadX API service call made by this thread. |
| interrupt_preemptions | Pointer to destination for the number of preemptions of this thread as a result of interrupt processing. |
| priority_inversions | Pointer to destination for the number of priority inversions of this thread. |
| time_slices | Pointer to destination for the number of time-slices of this thread. |
| relinquishes | Pointer to destination for the number of thread relinquishes performed by this thread. |

| | |
|--------------------------|--------------------------------------------------------------------------------|
| timeouts | Pointer to destination for the number of suspension timeouts on this thread. |
| wait_aborts | Pointer to destination for the number of wait aborts performed on this thread. |
| last_preempted_by | Pointer to destination for the thread pointer that last preempted this thread. |

i Supplying a `TX_NULL` for any parameter indicates that the parameter is not required.

Return Values

| | | |
|-------------------------------|--------|-------------------------------------------------------------------|
| TX_SUCCESS | (0x00) | Successful thread performance get. |
| TX_PTR_ERROR | (0x03) | Invalid thread pointer. |
| TX_FEATURE_NOT_ENABLED | (0xFF) | The system was not compiled with performance information enabled. |

Allowed From

Initialization, threads, timers, and ISRs

Example

```

TX_THREAD      my_thread;
ULONG          resumptions;
ULONG          suspensions;
ULONG          solicited_preemptions;
ULONG          interrupt_preemptions;
ULONG          priority_inversions;
ULONG          time_slices;
ULONG          relinquishes;
ULONG          timeouts;
ULONG          wait_aborts;
TX_THREAD      *last_preempted_by;

/* Retrieve performance information on the previously created
   thread. */
status = tx_thread_performance_info_get(&my_thread, &resumptions,
                                         &suspensions,
                                         &solicited_preemptions, &interrupt_preemptions,
                                         &priority_inversions, &time_slices,
                                         &relinquishes, &timeouts,
                                         &wait_aborts, &last_preempted_by);

/* If status is TX_SUCCESS the performance information was
   successfully retrieved. */

```

See Also

[tx_thread_create](#), [tx_thread_delete](#), [tx_thread_entry_exit_notify](#),
[tx_thread_identify](#), [tx_thread_info_get](#),
[tx_thread_performance_system_info_get](#),
[tx_thread_preemption_change](#), [tx_thread_priority_change](#),
[tx_thread_relinquish](#), [tx_thread_reset](#), [tx_thread_resume](#),
[tx_thread_sleep](#), [tx_thread_stack_error_notify](#), [tx_thread_suspend](#),
[tx_thread_terminate](#), [tx_thread_time_slice_change](#), [tx_thread_wait_abort](#)



tx_thread_performance_system_info_get


Get thread system performance information

Prototype

```
UINT tx_thread_performance_system_info_get(ULONG *resumptions,
    ULONG *suspensions, ULONG *solicited_preemptions,
    ULONG *interrupt_preemptions, ULONG *priority_inversions,
    ULONG *time_slices, ULONG *relinquishes, ULONG *timeouts,
    ULONG *wait_aborts, ULONG *non_idle_returns,
    ULONG *idle_returns);
```

Description

This service retrieves performance information about all the threads in the system.

 *The ThreadX library and application must be built with **TX_THREAD_ENABLE_PERFORMANCE_INFO** defined in order for this service to return performance information.*

Parameters

| | |
|------------------------------|--------------------------------------------------------------------------------------------------------------------------|
| resumptions | Pointer to destination for the total number of thread resumptions. |
| suspensions | Pointer to destination for the total number of thread suspensions. |
| solicited_preemptions | Pointer to destination for the total number of thread preemptions as a result of a thread calling a ThreadX API service. |
| interrupt_preemptions | Pointer to destination for the total number of thread preemptions as a result of interrupt processing. |
| priority_inversions | Pointer to destination for the total number of thread priority inversions. |
| time_slices | Pointer to destination for the total number of thread time-slices. |
| relinquishes | Pointer to destination for the total number of thread relinquishes. |

| | |
|-------------------------|---------------------------------------------------------------------------------------------------------------------------------------|
| timeouts | Pointer to destination for the total number of thread suspension timeouts. |
| wait_aborts | Pointer to destination for the total number of thread wait aborts. |
| non_idle_returns | Pointer to destination for the number of times a thread returns to the system when another thread is ready to execute. |
| idle_returns | Pointer to destination for the number of times a thread returns to the system when no other thread is ready to execute (idle system). |

i Supplying a *TX_NULL* for any parameter indicates that the parameter is not required.

Return Values

| | | |
|-------------------------------|--------|-------------------------------------------------------------------|
| TX_SUCCESS | (0x00) | Successful thread system performance get. |
| TX_FEATURE_NOT_ENABLED | (0xFF) | The system was not compiled with performance information enabled. |

Allowed From

Initialization, threads, timers, and ISRs

Example

```

ULONG      resumptions;
ULONG      suspensions;
ULONG      solicited_preemptions;
ULONG      interrupt_preemptions;
ULONG      priority_inversions;
ULONG      time_slices;
ULONG      relinquishes;
ULONG      timeouts;
ULONG      wait_aborts;
ULONG      non_idle_returns;
ULONG      idle_returns;

/* Retrieve performance information on all previously created
   thread. */
status = tx_thread_performance_system_info_get(&resumptions,
        &suspensions,
        &solicited_preemptions, &interrupt_preemptions,
        &priority_inversions, &time_slices, &relinquishes,
        &timeouts, &wait_aborts, &non_idle_returns,
        &idle_returns);

/* If status is TX_SUCCESS the performance information was
   successfully retrieved. */

```

See Also

[tx_thread_create](#), [tx_thread_delete](#), [tx_thread_entry_exit_notify](#),
[tx_thread_identify](#), [tx_thread_info_get](#), [tx_thread_performance_info_get](#),
[tx_thread_preemption_change](#), [tx_thread_priority_change](#),
[tx_thread_relinquish](#), [tx_thread_reset](#), [tx_thread_resume](#),
[tx_thread_sleep](#), [tx_thread_stack_error_notify](#), [tx_thread_suspend](#),
[tx_thread_terminate](#), [tx_thread_time_slice_change](#), [tx_thread_wait_abort](#)



tx_thread_preemption_change

Change preemption-threshold of application thread

Prototype

```
UINT tx_thread_preemption_change(TX_THREAD *thread_ptr,
                                UINT new_threshold, UINT *old_threshold)
```

Description

This service changes the preemption-threshold of the specified thread. The preemption-threshold prevents preemption of the specified thread by threads equal to or less than the preemption-threshold value.

i Using preemption-threshold disables time-slicing for the specified thread.

Parameters

| | |
|---------------|----------------------------------------------------------------------------|
| thread_ptr | Pointer to a previously created application thread. |
| new_threshold | New preemption-threshold priority level (0 through (TX_MAX_PRIORITIES-1)). |
| old_threshold | Pointer to a location to return the previous preemption-threshold. |

Return Values

| | | |
|-----------------|--------|-----------------------------------------------------------------------------------------------------------------------------------------------------------------------------------------------|
| TX_SUCCESS | (0x00) | Successful preemption-threshold change. |
| TX_THREAD_ERROR | (0x0E) | Invalid application thread pointer. |
| TX_THRESH_ERROR | (0x18) | Specified new preemption-threshold is not a valid thread priority (a value other than (0 through (TX_MAX_PRIORITIES-1)) or is greater than (lower priority) than the current thread priority. |
| TX_PTR_ERROR | (0x03) | Invalid pointer to previous preemption-threshold storage location. |
| TX_CALLER_ERROR | (0x13) | Invalid caller of this service. |

Allowed From

Threads and timers

Preemption Possible

Yes

Example

```
TX_THREAD      my_thread;
UINT           my_old_threshold;
UINT           status;

/* Disable all preemption of the specified thread. The
   current preemption-threshold is returned in
   "my_old_threshold". Assume that "my_thread" has
   already been created. */
status = tx_thread_preemption_change(&my_thread,
                                     0, &my_old_threshold);

/* If status equals TX_SUCCESS, the application thread is
   non-preemptable by another thread. Note that ISRs are
   not prevented by preemption disabling. */
```

See Also

tx_thread_create, tx_thread_delete, tx_thread_entry_exit_notify,
tx_thread_identify, tx_thread_info_get, tx_thread_performance_info_get,
tx_thread_performance_system_info_get, tx_thread_priority_change,
tx_thread_relinquish, tx_thread_reset, tx_thread_resume,
tx_thread_sleep, tx_thread_stack_error_notify, tx_thread_suspend,
tx_thread_terminate, tx_thread_time_slice_change, tx_thread_wait_abort

tx_thread_priority_change

Change priority of application thread

Prototype

```
UINT tx_thread_priority_change(TX_THREAD *thread_ptr,
                               UINT new_priority, UINT *old_priority)
```

Description

This service changes the priority of the specified thread. Valid priorities range from 0 through (TX_MAX_PRIORITIES-1), where 0 represents the highest priority level.

i The preemption-threshold of the specified thread is automatically set to the new priority. If a new threshold is desired, the **tx_thread_preemption_change** service must be used after this call.

Parameters

| | |
|---------------------|-----------------------------------------------------------------|
| thread_ptr | Pointer to a previously created application thread. |
| new_priority | New thread priority level (0 through (TX_MAX_PRIORITIES-1)). |
| old_priority | Pointer to a location to return the thread's previous priority. |

Return Values

| | | |
|--------------------------|--------|---------------------------------------------------------------------------------------------|
| TX_SUCCESS | (0x00) | Successful priority change. |
| TX_THREAD_ERROR | (0x0E) | Invalid application thread pointer. |
| TX_PRIORITY_ERROR | (0x0F) | Specified new priority is not valid (a value other than (0 through (TX_MAX_PRIORITIES-1))). |
| TX_PTR_ERROR | (0x03) | Invalid pointer to previous priority storage location. |
| TX_CALLER_ERROR | (0x13) | Invalid caller of this service. |

Allowed From

Threads and timers

Preemption Possible

Yes

Example

```
TX_THREAD      my_thread;
UINT           my_old_priority;
UINT           status;

/* Change the thread represented by "my_thread" to priority
   0. */
status = tx_thread_priority_change(&my_thread,
                                   0, &my_old_priority);

/* If status equals TX_SUCCESS, the application thread is
   now at the highest priority level in the system. */
```

See Also

tx_thread_create, tx_thread_delete, tx_thread_entry_exit_notify,
tx_thread_identify, tx_thread_info_get, tx_thread_performance_info_get,
tx_thread_performance_system_info_get,
tx_thread_preemption_change, tx_thread_relinquish, tx_thread_reset,
tx_thread_resume, tx_thread_sleep, tx_thread_stack_error_notify,
tx_thread_suspend, tx_thread_terminate, tx_thread_time_slice_change,
tx_thread_wait_abort

tx_thread_relinquish

Relinquish control to other application threads

Prototype

```
VOID tx_thread_relinquish(VOID)
```

Description

This service relinquishes processor control to other ready-to-run threads at the same or higher priority.

Parameters

None

Return Values

None

Allowed From

Threads

Preemption Possible

Yes

Example

```

ULONG run_counter_1 = 0;
ULONG run_counter_2 = 0;

/* Example of two threads relinquishing control to
each other in an infinite loop. Assume that
both of these threads are ready and have the same
priority. The run counters will always stay within one
of each other. */

VOID my_first_thread(ULONG thread_input)
{
    /* Endless loop of relinquish. */
    while(1)
    {
        /* Increment the run counter. */
        run_counter_1++;

        /* Relinquish control to other thread. */
        tx_thread_relinquish();
    }
}

VOID my_second_thread(ULONG thread_input)
{
    /* Endless loop of relinquish. */
    while(1)
    {
        /* Increment the run counter. */
        run_counter_2++;

        /* Relinquish control to other thread. */
        tx_thread_relinquish();
    }
}

```

See Also

tx_thread_create, tx_thread_delete, tx_thread_entry_exit_notify,
 tx_thread_identify, tx_thread_info_get, tx_thread_performance_info_get,
 tx_thread_performance_system_info_get,
 tx_thread_preemption_change, tx_thread_priority_change,
 tx_thread_reset, tx_thread_resume, tx_thread_sleep,
 tx_thread_stack_error_notify, tx_thread_suspend, tx_thread_terminate,
 tx_thread_time_slice_change, tx_thread_wait_abort

tx_thread_reset

Reset thread

Prototype

```
UINT tx_thread_reset(TX_THREAD *thread_ptr);
```

Description

This service resets the specified thread to execute at the entry point defined at thread creation. The thread must be in either a **TX_COMPLETED** or **TX_TERMINATED** state for it to be reset

i The thread must be resumed for it to execute again.

Parameters

thread_ptr Pointer to a previously created thread.

Return Values

- | | | |
|------------------------|--------|-------------------------------------------------------------------|
| TX_SUCCESS | (0x00) | Successful thread reset. |
| TX_NOT_DONE | (0x20) | Specified thread is not in a TX_COMPLETED or TX_TERMINATED state. |
| TX_THREAD_ERROR | (0x0E) | Invalid thread pointer. |
| TX_CALLER_ERROR | (0x13) | Invalid caller of this service. |

Allowed From

Threads

Example

```
TX_THREAD      my_thread;

/* Reset the previously created thread "my_thread." */
status = tx_thread_reset(&my_thread);

/* If status is TX_SUCCESS the thread is reset. */
```

See Also

tx_thread_create, tx_thread_delete, tx_thread_entry_exit_notify,
tx_thread_identify, tx_thread_info_get, tx_thread_performance_info_get,
tx_thread_preformance_system_info_get,
tx_thread_preemption_change, tx_thread_priority_change,
tx_thread_relinquish, tx_thread_resume, tx_thread_sleep,
tx_thread_stack_error_notify, tx_thread_suspend, tx_thread_terminate,
tx_thread_time_slice_change, tx_thread_wait_abort

tx_thread_resume

Resume suspended application thread

Prototype

```
UINT tx_thread_resume(TX_THREAD *thread_ptr)
```

Description

This service resumes or prepares for execution a thread that was previously suspended by a *tx_thread_suspend* call. In addition, this service resumes threads that were created without an automatic start.

Parameters

thread_ptr Pointer to a suspended application thread.

Return Values

- TX_SUCCESS** (0x00) Successful thread resume.
- TX_SUSPEND_LIFTED** (0x19) Previously set delayed suspension was lifted.
- TX_THREAD_ERROR** (0x0E) Invalid application thread pointer.
- TX_RESUME_ERROR** (0x12) Specified thread is not suspended or was previously suspended by a service other than *tx_thread_suspend*.

Allowed From

Initialization, threads, timers, and ISRs

Preemption Possible

Yes

Example

```
TX_THREAD      my_thread;
UINT           status;

/* Resume the thread represented by "my_thread". */
status = tx_thread_resume(&my_thread);

/* If status equals TX_SUCCESS, the application thread is
   now ready to execute. */
```

See Also

tx_thread_create, tx_thread_delete, tx_thread_entry_exit_notify,
tx_thread_identify, tx_thread_info_get, tx_thread_performance_info_get,
tx_thread_performance_system_info_get,
tx_thread_preemption_change, tx_thread_priority_change,
tx_thread_relinquish, tx_thread_reset, tx_thread_sleep,
tx_thread_stack_error_notify, tx_thread_suspend, tx_thread_terminate,
tx_thread_time_slice_change, tx_thread_wait_abort

tx_thread_sleep

Suspend current thread for specified time

Prototype

```
UINT tx_thread_sleep(ULONG timer_ticks)
```

Description

This service causes the calling thread to suspend for the specified number of timer ticks. The amount of physical time associated with a timer tick is application specific. This service can be called only from an application thread.

Parameters

| | |
|--------------------|-------------------------------------------------------------------------------------------------------------------------------------------------------------|
| timer_ticks | The number of timer ticks to suspend the calling application thread, ranging from 0 through 0xFFFFFFFF. If 0 is specified, the service returns immediately. |
|--------------------|-------------------------------------------------------------------------------------------------------------------------------------------------------------|

Return Values

- | | | |
|------------------------|--------|----------------------------------------------------------|
| TX_SUCCESS | (0x00) | Successful thread sleep. |
| TX_WAIT_ABORTED | (0x1A) | Suspension was aborted by another thread, timer, or ISR. |
| TX_CALLER_ERROR | (0x13) | Service called from a non-thread. |

Allowed From

Threads

Preemption Possible

Yes

Example

```
UINT status;

/* Make the calling thread sleep for 100
   timer-ticks. */
status = tx_thread_sleep(100);

/* If status equals TX_SUCCESS, the currently running
   application thread slept for the specified number of
   timer-ticks. */
```

See Also

`tx_thread_create`, `tx_thread_delete`, `tx_thread_entry_exit_notify`,
`tx_thread_identify`, `tx_thread_info_get`, `tx_thread_performance_info_get`,
`tx_thread_performance_system_info_get`,
`tx_thread_preemption_change`, `tx_thread_priority_change`,
`tx_thread_relinquish`, `tx_thread_reset`, `tx_thread_resume`,
`tx_thread_stack_error_notify`, `tx_thread_suspend`, `tx_thread_terminate`,
`tx_thread_time_slice_change`, `tx_thread_wait_abort`

tx_thread_stack_error_notify

Register thread stack error notification callback

Prototype

```
UINT tx_thread_stack_error_notify(VOID (*error_handler)(TX_THREAD *));
```

Description

This service registers a notification callback function for handling thread stack errors. When ThreadX detects a thread stack error during execution, it will call this notification function to process the error. Processing of the error is completely defined by the application. Anything from suspending the violating thread to resetting the entire system may be done.



*The ThreadX library must be built with **TX_ENABLE_STACK_CHECKING** defined in order for this service to return performance information.*

Parameters

| | |
|----------------------|-----------------------------------------------------------------------------------------------------------------|
| error_handler | Pointer to application's stack error handling function. If this value is TX_NULL, the notification is disabled. |
|----------------------|-----------------------------------------------------------------------------------------------------------------|

Return Values

| | | |
|-------------------------------|--------|-------------------------------------------------------------------|
| TX_SUCCESS | (0x00) | Successful thread reset. |
| TX_FEATURE_NOT_ENABLED | (0xFF) | The system was not compiled with performance information enabled. |

Allowed From

Initialization, threads, timers, and ISRs

Example

```
void my_stack_error_handler(TX_THREAD *thread_ptr);

/* Register the "my_stack_error_handler" function with ThreadX
   so that thread stack errors can be handled by the application. */
status = tx_thread_stack_error_notify(my_stack_error_handler);

/* If status is TX_SUCCESS the stack error handler is registered.*/
```

See Also

tx_thread_create, tx_thread_delete, tx_thread_entry_exit_notify,
tx_thread_identify, tx_thread_info_get, tx_thread_performance_info_get,
tx_thread_preformance_system_info_get,
tx_thread_preemption_change, tx_thread_priority_change,
tx_thread_relinquish, tx_thread_reset, tx_thread_resume,
tx_thread_sleep, tx_thread_suspend, tx_thread_terminate,
tx_thread_time_slice_change, tx_thread_wait_abort

tx_thread_suspend

Suspend application thread

Prototype

```
UINT tx_thread_suspend(TX_THREAD *thread_ptr)
```

Description

This service suspends the specified application thread. A thread may call this service to suspend itself.

If the specified thread is already suspended for another reason, this suspension is held internally until the prior suspension is lifted. When that happens, this unconditional suspension of the specified thread is performed. Further unconditional suspension requests have no effect.

After being suspended, the thread must be resumed by **tx_thread_resume** to execute again.

Parameters

thread_ptr Pointer to an application thread.

Return Values

| | | |
|-------------------------|--------|---------------------------------------------------------|
| TX_SUCCESS | (0x00) | Successful thread suspend. |
| TX_THREAD_ERROR | (0x0E) | Invalid application thread pointer. |
| TX_SUSPEND_ERROR | (0x14) | Specified thread is in a terminated or completed state. |
| TX_CALLER_ERROR | (0x13) | Invalid caller of this service. |

Allowed From

Initialization, threads, timers, and ISRs

Preemption Possible

Yes

Example

```
TX_THREAD      my_thread;
UINT           status;

/* Suspend the thread represented by "my_thread". */
status = tx_thread_suspend(&my_thread);

/* If status equals TX_SUCCESS, the application thread is
   unconditionally suspended. */
```

See Also

tx_thread_create, tx_thread_delete, tx_thread_entry_exit_notify,
tx_thread_identify, tx_thread_info_get, tx_thread_performance_info_get,
tx_thread_performance_system_info_get,
tx_thread_preemption_change, tx_thread_priority_change,
tx_thread_relinquish, tx_thread_reset, tx_thread_resume,
tx_thread_sleep, tx_thread_stack_error_notify, tx_thread_terminate,
tx_thread_time_slice_change, tx_thread_wait_abort

tx_thread_terminate

Terminates application thread

Prototype

```
UINT tx_thread_terminate(TX_THREAD *thread_ptr)
```

Description

This service terminates the specified application thread regardless of whether the thread is suspended or not. A thread may call this service to terminate itself.

i After being terminated, the thread must be reset for it to execute again.

Parameters

thread_ptr Pointer to application thread.

Return Values

| | | |
|------------------------|--------|-------------------------------------|
| TX_SUCCESS | (0x00) | Successful thread terminate. |
| TX_THREAD_ERROR | (0x0E) | Invalid application thread pointer. |
| TX_CALLER_ERROR | (0x13) | Invalid caller of this service. |

Allowed From

Threads and timers

Preemption Possible

Yes

Example

```
TX_THREAD      my_thread;
UINT           status;

/* Terminate the thread represented by "my_thread". */
status = tx_thread_terminate(&my_thread);

/* If status equals TX_SUCCESS, the thread is terminated
   and cannot execute again until it is reset. */
```

See Also

tx_thread_create, tx_thread_delete, tx_thread_entry_exit_notify,
tx_thread_identify, tx_thread_info_get, tx_thread_performance_info_get,
tx_thread_performance_system_info_get,
tx_thread_preemption_change, tx_thread_priority_change,
tx_thread_relinquish, tx_thread_reset, tx_thread_resume,
tx_thread_sleep, tx_thread_stack_error_notify, tx_thread_suspend,
tx_thread_time_slice_change, tx_thread_wait_abort

tx_thread_time_slice_change

Changes time-slice of application thread

Prototype

```
UINT tx_thread_time_slice_change(TX_THREAD *thread_ptr,
                                ULONG new_time_slice, ULONG *old_time_slice)
```

Description

This service changes the time-slice of the specified application thread. Selecting a time-slice for a thread insures that it won't execute more than the specified number of timer ticks before other threads of the same or higher priorities have a chance to execute.

i Using preemption-threshold disables time-slicing for the specified thread.

Parameters

| | |
|-----------------------|-----------------------------------------------------------------------------------------------------------|
| thread_ptr | Pointer to application thread. |
| new_time_slice | New time slice value. Legal values include TX_NO_TIME_SLICE and numeric values from 1 through 0xFFFFFFFF. |
| old_time_slice | Pointer to location for storing the previous time-slice value of the specified thread. |

Return Values

| | | |
|------------------------|--------|----------------------------------------------------------|
| TX_SUCCESS | (0x00) | Successful time-slice change. |
| TX_THREAD_ERROR | (0x0E) | Invalid application thread pointer. |
| TX_PTR_ERROR | (0x03) | Invalid pointer to previous time-slice storage location. |
| TX_CALLER_ERROR | (0x13) | Invalid caller of this service. |

Allowed From

Threads and timers

Preemption Possible

No

Example

```
TX_THREAD      my_thread;
ULONG          my_old_time_slice;
UINT           status;

/* Change the time-slice of the thread associated with
   "my_thread" to 20. This will mean that "my_thread"
   can only run for 20 timer-ticks consecutively before
   other threads of equal or higher priority get a chance
   to run. */
status = tx_thread_time_slice_change(&my_thread, 20,
                                     &my_old_time_slice);

/* If status equals TX_SUCCESS, the thread's time-slice
   has been changed to 20 and the previous time-slice is
   in "my_old_time_slice." */
```

See Also

tx_thread_create, tx_thread_delete, tx_thread_entry_exit_notify,
tx_thread_identify, tx_thread_info_get, tx_thread_performance_info_get,
tx_thread_performance_system_info_get,
tx_thread_preemption_change, tx_thread_priority_change,
tx_thread_relinquish, tx_thread_reset, tx_thread_resume,
tx_thread_sleep, tx_thread_stack_error_notify, tx_thread_suspend,
tx_thread_terminate, tx_thread_wait_abort

tx_thread_wait_abort

Abort suspension of specified thread

Prototype

```
UINT tx_thread_wait_abort(TX_THREAD *thread_ptr)
```

Description

This service aborts sleep or any other object suspension of the specified thread. If the wait is aborted, a TX_WAIT_ABORTED value is returned from the service that the thread was waiting on.

i This service does not release explicit suspension that is made by the tx_thread_suspend service.

Parameters

thread_ptr Pointer to a previously created application thread.

Return Values

| | | |
|---------------------|--------|---------------------------------------------|
| TX_SUCCESS | (0x00) | Successful thread wait abort. |
| TX_THREAD_ERROR | (0x0E) | Invalid application thread pointer. |
| TX_WAIT_ABORT_ERROR | (0x1B) | Specified thread is not in a waiting state. |

Allowed From

Initialization, threads, timers, and ISRs

Preemption Possible

Yes

Example

```
TX_THREAD      my_thread;
UINT           status;

/* Abort the suspension condition of "my_thread." */
status = tx_thread_wait_abort(&my_thread);

/* If status equals TX_SUCCESS, the thread is now ready
   again, with a return value showing its suspension
   was aborted (TX_WAIT_ABORTED). */
```

See Also

tx_thread_create, tx_thread_delete, tx_thread_entry_exit_notify,
tx_thread_identify, tx_thread_info_get, tx_thread_performance_info_get,
tx_thread_performance_system_info_get,
tx_thread_preemption_change, tx_thread_priority_change,
tx_thread_relinquish, tx_thread_reset, tx_thread_resume,
tx_thread_sleep, tx_thread_stack_error_notify, tx_thread_suspend,
tx_thread_terminate, tx_thread_time_slice_change

tx_time_get

Retrieves the current time

Prototype

ULONG tx_time_get (VOID)

Description

This service returns the contents of the internal system clock. Each timer-tick increases the internal system clock by one. The system clock is set to zero during initialization and can be changed to a specific value by the service **tx_time_set**.

i | The actual time each timer-tick represents is application specific.

Parameters

None

Return Values

system clock ticks Value of the internal, free running, system clock.

Allowed From

Initialization, threads, timers, and ISRs

Preemption Possible

No

Example

```
ULONG current_time;

/* Pickup the current system time, in timer-ticks. */
current_time = tx_time_get();

/* Current time now contains a copy of the internal system
   clock. */
```

See Also

tx_time_set

tx_time_set

Sets the current time

Prototype

```
VOID tx_time_set(ULONG new_time)
```

Description

This service sets the internal system clock to the specified value. Each timer-tick increases the internal system clock by one.

i | The actual time each timer-tick represents is application specific.

Parameters

new_time

New time to put in the system clock, legal values range from 0 through 0xFFFFFFFF.

Return Values

None

Allowed From

Threads, timers, and ISRs

Preemption Possible

No

Example

```
/* Set the internal system time to 0x1234. */  
tx_time_set(0x1234);  
  
/* Current time now contains 0x1234 until the next timer  
   interrupt. */
```

See Also

`tx_time_get`

tx_timer_activate

Activate application timer

Prototype

```
UINT tx_timer_activate(TX_TIMER *timer_ptr)
```

Description

This service activates the specified application timer. The expiration routines of timers that expire at the same time are executed in the order they were activated.

***i** Note that an expired one-shot timer must be reset via **tx_timer_change** before it can be activated again.*

Parameters

timer_ptr Pointer to a previously created application timer.

Return Values

| | | |
|--------------------------|--------|---------------------------------------------------------------------------|
| TX_SUCCESS | (0x00) | Successful application timer activation. |
| TX_TIMER_ERROR | (0x15) | Invalid application timer pointer. |
| TX_ACTIVATE_ERROR | (0x17) | Timer was already active or is a one-shot timer that has already expired. |

Allowed From

Initialization, threads, timers, and ISRs

Preemption Possible

No

Example

```
TX_TIMER      my_timer;
UINT          status;

/* Activate an application timer. Assume that the
   application timer has already been created. */
status = tx_timer_activate(&my_timer);

/* If status equals TX_SUCCESS, the application timer is
   now active. */
```

See Also

`tx_timer_change`, `tx_timer_create`, `tx_timer_deactivate`, `tx_timer_delete`,
`tx_timer_info_get`, `tx_timer_performance_info_get`,
`tx_timer_performance_system_info_get`

tx_timer_change

Change application timer

Prototype

```
UINT tx_timer_change(TX_TIMER *timer_ptr,
                    ULONG initial_ticks, ULONG reschedule_ticks)
```

Description

This service changes the expiration characteristics of the specified application timer. The timer must be deactivated prior to calling this service.

i A call to the **tx_timer_activate** service is required after this service in order to start the timer again.

Parameters

| | |
|-------------------------|---------------------------------------------------------------------------------------------------------------------------------------------------------------------------------------------------------------------------|
| timer_ptr | Pointer to a timer control block. |
| initial_ticks | Specifies the initial number of ticks for timer expiration. Legal values range from 1 through 0xFFFFFFFF. |
| reschedule_ticks | Specifies the number of ticks for all timer expirations after the first. A zero for this parameter makes the timer a <i>one-shot</i> timer. Otherwise, for periodic timers, legal values range from 1 through 0xFFFFFFFF. |

i Note that an expired one-shot timer must be reset via **tx_timer_change** before it can be activated again.

Return Values

| | | |
|------------------------|--------|----------------------------------------------------|
| TX_SUCCESS | (0x00) | Successful application timer change. |
| TX_TIMER_ERROR | (0x15) | Invalid application timer pointer. |
| TX_TICK_ERROR | (0x16) | Invalid value (a zero) supplied for initial ticks. |
| TX_CALLER_ERROR | (0x13) | Invalid caller of this service. |

Allowed From

Threads, timers, and ISRs

Preemption Possible

No

Example

```
TX_TIMER          my_timer;
UINT              status;

/* Change a previously created and now deactivated timer
   to expire every 50 timer ticks, including the initial
   expiration. */
status = tx_timer_change(&my_timer, 50, 50);

/* If status equals TX_SUCCESS, the specified timer is
   changed to expire every 50 ticks. */

/* Activate the specified timer to get it started again. */
status = tx_timer_activate(&my_timer);
```

See Also

tx_timer_activate, tx_timer_create, tx_timer_deactivate, tx_timer_delete,
tx_timer_info_get, tx_timer_performance_info_get,
tx_timer_performance_system_info_get

tx_timer_create

Create application timer

Prototype

```
UINT tx_timer_create(TX_TIMER *timer_ptr, CHAR *name_ptr,
                    VOID (*expiration_function)(ULONG),
                    ULONG expiration_input, ULONG initial_ticks,
                    ULONG reschedule_ticks, UINT auto_activate)
```

Description

This service creates an application timer with the specified expiration function and periodic.

Parameters

| | |
|----------------------------|---------------------------------------------------------------------------------------------------------------------------------------------------------------------------------------------------------------------------|
| timer_ptr | Pointer to a timer control block |
| name_ptr | Pointer to the name of the timer. |
| expiration_function | Application function to call when the timer expires. |
| expiration_input | Input to pass to expiration function when timer expires. |
| initial_ticks | Specifies the initial number of ticks for timer expiration. Legal values range from 1 through 0xFFFFFFFF. |
| reschedule_ticks | Specifies the number of ticks for all timer expirations after the first. A zero for this parameter makes the timer a <i>one-shot</i> timer. Otherwise, for periodic timers, legal values range from 1 through 0xFFFFFFFF. |

***i** Note after a one-shot timer expires, it must be reset via tx_timer_change before it can be activated again.*

| | |
|----------------------|-----------------------------------------------------------------------------------------------------------------------------------------------------------------------------------------------------------------------------------------------------------------------------|
| auto_activate | Determines if the timer is automatically activated during creation. If this value is TX_AUTO_ACTIVATE (0x01) the timer is made active. Otherwise, if the value TX_NO_ACTIVATE (0x00) is selected, the timer is created in a non-active state. In this case, a |
|----------------------|-----------------------------------------------------------------------------------------------------------------------------------------------------------------------------------------------------------------------------------------------------------------------------|

subsequent **tx_timer_activate** service call is necessary to get the timer actually started.

Return Values

| | | |
|--------------------------|--------|------------------------------------------------------------------------------------------------|
| TX_SUCCESS | (0x00) | Successful application timer creation. |
| TX_TIMER_ERROR | (0x15) | Invalid application timer pointer. Either the pointer is NULL or the timer is already created. |
| TX_TICK_ERROR | (0x16) | Invalid value (a zero) supplied for initial ticks. |
| TX_ACTIVATE_ERROR | (0x17) | Invalid activation selected. |
| TX_CALLER_ERROR | (0x13) | Invalid caller of this service. |

Allowed From

Initialization and threads

Preemption Possible

No

Example

```
TX_TIMER      my_timer;
UINT          status;

/* Create an application timer that executes
   "my_timer_function" after 100 ticks initially and then
   after every 25 ticks. This timer is specified to start
   immediately! */
status = tx_timer_create(&my_timer, "my_timer_name",
                        my_timer_function, 0x1234, 100, 25,
                        TX_AUTO_ACTIVATE);

/* If status equals TX_SUCCESS, my_timer_function will
   be called 100 timer ticks later and then called every
   25 timer ticks. Note that the value 0x1234 is passed to
   my_timer_function every time it is called. */
```

See Also

tx_timer_activate, tx_timer_change, tx_timer_deactivate, tx_timer_delete,
tx_timer_info_get, tx_timer_performance_info_get,
tx_timer_performance_system_info_get

tx_timer_deactivate

Deactivate application timer

Prototype

```
UINT tx_timer_deactivate(TX_TIMER *timer_ptr)
```

Description

This service deactivates the specified application timer. If the timer is already deactivated, this service has no effect.

Parameters

timer_ptr Pointer to a previously created application timer.

Return Values

- | | | |
|-----------------------|--------|--------------------------------------------|
| TX_SUCCESS | (0x00) | Successful application timer deactivation. |
| TX_TIMER_ERROR | (0x15) | Invalid application timer pointer. |

Allowed From

Initialization, threads, timers, and ISRs

Preemption Possible

No

Example

```
TX_TIMER      my_timer;
UINT          status;

/* Deactivate an application timer. Assume that the
   application timer has already been created. */
status = tx_timer_deactivate(&my_timer);

/* If status equals TX_SUCCESS, the application timer is
   now deactivated. */
```

See Also

`tx_timer_activate`, `tx_timer_change`, `tx_timer_create`, `tx_timer_delete`,
`tx_timer_info_get`, `tx_timer_performance_info_get`,
`tx_timer_performance_system_info_get`

tx_timer_delete

Delete application timer

Prototype

```
UINT tx_timer_delete(TX_TIMER *timer_ptr)
```

Description

This service deletes the specified application timer.

i It is the application's responsibility to prevent use of a deleted timer.

Parameters

timer_ptr Pointer to a previously created application timer.

Return Values

| | | |
|------------------------|--------|----------------------------------------|
| TX_SUCCESS | (0x00) | Successful application timer deletion. |
| TX_TIMER_ERROR | (0x15) | Invalid application timer pointer. |
| TX_CALLER_ERROR | (0x13) | Invalid caller of this service. |

Allowed From

Threads

Preemption Possible

No

Example

```
TX_TIMER      my_timer;
UINT          status;

/* Delete application timer. Assume that the application
   timer has already been created. */
status = tx_timer_delete(&my_timer);

/* If status equals TX_SUCCESS, the application timer is
   deleted. */
```

See Also

tx_timer_activate, tx_timer_change, tx_timer_create, tx_timer_deactivate,
tx_timer_info_get, tx_timer_performance_info_get,
tx_timer_performance_system_info_get

tx_timer_info_get

Retrieve information about an application timer

Prototype

```
UINT tx_timer_info_get(TX_TIMER *timer_ptr, CHAR **name,
                      UINT *active, ULONG *remaining_ticks,
                      ULONG *reschedule_ticks,
                      TX_TIMER **next_timer)
```

Description

This service retrieves information about the specified application timer.

Parameters

| | |
|-------------------------|---------------------------------------------------------------------------------------------------------------------------------------------------------------------------------------------------------------------------------|
| timer_ptr | Pointer to a previously created application timer. |
| name | Pointer to destination for the pointer to the timer's name. |
| active | Pointer to destination for the timer active indication. If the timer is inactive or this service is called from the timer itself, a TX_FALSE value is returned. Otherwise, if the timer is active, a TX_TRUE value is returned. |
| remaining_ticks | Pointer to destination for the number of timer ticks left before the timer expires. |
| reschedule_ticks | Pointer to destination for the number of timer ticks that will be used to automatically reschedule this timer. If the value is zero, then the timer is a one-shot and won't be rescheduled. |
| next_timer | Pointer to destination for the pointer of the next created application timer. |

i

Note: Supplying a TX_NULL for any parameter indicates that the parameter is not required.

Return Values

| | | |
|-----------------------|--------|-----------------------------------------|
| TX_SUCCESS | (0x00) | Successful timer information retrieval. |
| TX_TIMER_ERROR | (0x15) | Invalid application timer pointer. |

Allowed From

Initialization, threads, timers, and ISRs

Preemption Possible

No

Example

```
TX_TIMER    my_timer;
CHAR        *name;
UINT        active;
ULONG       remaining_ticks;
ULONG       reschedule_ticks;
TX_TIMER    *next_timer;
UINT        status;

/* Retrieve information about the previously created
   application timer "my_timer." */
status = tx_timer_info_get(&my_timer, &name,
                           &active,&remaining_ticks,
                           &reschedule_ticks,
                           &next_timer);

/* If status equals TX_SUCCESS, the information requested is
   valid. */
```

See Also

tx_timer_activate, tx_timer_change, tx_timer_create, tx_timer_deactivate,
tx_timer_delete, tx_timer_info_get, tx_timer_performance_info_get,
tx_timer_performance_system_info_get

tx_timer_performance_info_get

Get timer performance information

Prototype

```
UINT tx_timer_performance_info_get(TX_TIMER *timer_ptr,
    ULONG *activates, ULONG *reactivates,
    ULONG *deactivates, ULONG *expirations,
    ULONG *expiration_adjusts);
```

Description

This service retrieves performance information about the specified application timer.

i

*The ThreadX library and application must be built with **TX_TIMER_ENABLE_PERFORMANCE_INFO** defined for this service to return performance information.*

Parameters

| | |
|---------------------------|----------------------------------------------------------------------------------------------------------------------------------------------------------------------------------------------------------------------------------------------------------------------------------------|
| timer_ptr | Pointer to previously created timer. |
| activates | Pointer to destination for the number of activation requests performed on this timer. |
| reactivates | Pointer to destination for the number of automatic reactivations performed on this periodic timer. |
| deactivates | Pointer to destination for the number of deactivation requests performed on this timer. |
| expirations | Pointer to destination for the number of expirations of this timer. |
| expiration_adjusts | Pointer to destination for the number of internal expiration adjustments performed on this timer. These adjustments are done in the timer interrupt processing for timers that are larger than the default timer list size (by default timers with expirations greater than 32 ticks). |

i Supplying a `TX_NULL` for any parameter indicates the parameter is not required.

Return Values

| | | |
|--------------------------------------|--------|-------------------------------------------------------------------|
| TX_SUCCESS | (0x00) | Successful timer performance get. |
| TX_PTR_ERROR | (0x03) | Invalid timer pointer. |
| TX_FEATURE_NOT_ENABLED (0xFF) | | The system was not compiled with performance information enabled. |

Allowed From

Initialization, threads, timers, and ISRs

Example

```
TX_TIMER      my_timer;
ULONG         activates;
ULONG         reactivates;
ULONG         deactivates;
ULONG         expirations;
ULONG         expiration_adjusts;

/* Retrieve performance information on the previously created
   timer. */
status = tx_timer_performance_info_get(&my_timer, &activates,
                                       &reactivates,&deactivates, &expirations,
                                       &expiration_adjusts);

/* If status is TX_SUCCESS the performance information was
   successfully retrieved. */
```

See Also

`tx_timer_activate`, `tx_timer_change`, `tx_timer_create`,
`tx_timer_deactivate`, `tx_timer_delete`, `tx_timer_info_get`,
`tx_timer_performance_system_info_get`

tx_timer_performance_system_info_get

Get timer system performance information

Prototype

```
UINT tx_timer_performance_system_info_get(ULONG *activates,
    ULONG *reactivates, ULONG *deactivates,
    ULONG *expirations, ULONG *expiration_adjusts);
```

Description

This service retrieves performance information about all the application timers in the system.

i

*The ThreadX library and application must be built with **TX_TIMER_ENABLE_PERFORMANCE_INFO** defined for this service to return performance information.*

Parameters

| | |
|---------------------------|----------------------------------------------------------------------------------------------------------------------------------------------------------------------------------------------------------------------------------------------------------------------------------------------|
| activates | Pointer to destination for the total number of activation requests performed on all timers. |
| reactivates | Pointer to destination for the total number of automatic reactivation performed on all periodic timers. |
| deactivates | Pointer to destination for the total number of deactivation requests performed on all timers. |
| expirations | Pointer to destination for the total number of expirations on all timers. |
| expiration_adjusts | Pointer to destination for the total number of internal expiration adjustments performed on all timers. These adjustments are done in the timer interrupt processing for timers that are larger than the default timer list size (by default timers with expirations greater than 32 ticks). |

i

*Supplying a **TX_NULL** for any parameter indicates that the parameter is not required.*

Return Values

| | | |
|-------------------------------|--------|-------------------------------------------------------------------|
| TX_SUCCESS | (0x00) | Successful timer system performance get. |
| TX_FEATURE_NOT_ENABLED | (0xFF) | The system was not compiled with performance information enabled. |

Allowed From

Initialization, threads, timers, and ISRs

Example

```

ULONG      activates;
ULONG      reactivates;
ULONG      deactivates;
ULONG      expirations;
ULONG      expiration_adjusts;

/* Retrieve performance information on all previously created
   timers. */
status = tx_timer_performance_system_info_get(&activates,
                                              &reactivates, &deactivates, &expirations,
                                              &expiration_adjusts);

/* If status is TX_SUCCESS the performance information was
   successfully retrieved. */

```

See Also

tx_timer_activate, tx_timer_change, tx_timer_create,
tx_timer_deactivate, tx_timer_delete, tx_timer_info_get,
tx_timer_performance_info_get



T H R E A D X

Device Drivers for ThreadX

This chapter contains a description of device drivers for ThreadX. The information presented in this chapter is designed to help developers write application specific drivers. The following lists the device driver topics covered in this chapter:

- Device Driver Introduction 294
- Driver Functions 294
 - Driver Initialization 295
 - Driver Control 295
 - Driver Access 295
 - Driver Input 295
 - Driver Output 296
 - Driver Interrupts 296
 - Driver Status 296
 - Driver Termination 296
- Simple Driver Example 296
 - Simple Driver Initialization 297
 - Simple Driver Input 298
 - Simple Driver Output 299
 - Simple Driver Shortcomings 300
- Advanced Driver Issues 301
 - I/O Buffering 301
 - Circular Byte Buffers 301
 - Circular Buffer Input 301
 - Circular Output Buffer 303
 - Buffer I/O Management 304
 - TX_IO_BUFFER 304
 - Buffered I/O Advantage 305
 - Buffered Driver Responsibilities 305
 - Interrupt Management 307
 - Thread Suspension 307

Device Driver Introduction

Communication with the external environment is an important component of most embedded applications. This communication is accomplished through hardware devices that are accessible to the embedded application software. The software components responsible for managing such devices are commonly called *Device Drivers*.

Device drivers in embedded, real-time systems are inherently application dependent. This is true for two principal reasons: the vast diversity of target hardware and the equally vast performance requirements imposed on real-time applications. Because of this, it is virtually impossible to provide a common set of drivers that will meet the requirements of every application. For these reasons, the information in this chapter is designed to help users customize *off-the-shelf* ThreadX device drivers and write their own specific drivers.

Driver Functions

ThreadX device drivers are composed of eight basic functional areas, as follows:

- Driver Initialization**
- Driver Control**
- Driver Access**
- Driver Input**
- Driver Output**
- Driver Interrupts**
- Driver Status**
- Driver Termination**

With the exception of initialization, each driver functional area is optional. Furthermore, the exact

processing in each area is specific to the device driver.

Driver Initialization

This functional area is responsible for initialization of the actual hardware device and the internal data structures of the driver. Calling other driver services is not allowed until initialization is complete.

i The driver's initialization function component is typically called from the **tx_application_define** function or from an initialization thread.

Driver Control

After the driver is initialized and ready for operation, this functional area is responsible for run-time control. Typically, run-time control consists of making changes to the underlying hardware device. Examples include changing the baud rate of a serial device or seeking a new sector on a disk.

Driver Access

Some device drivers are called only from a single application thread. In such cases, this functional area is not needed. However, in applications where multiple threads need simultaneous driver access, their interaction must be controlled by adding assign/release facilities in the device driver. Alternatively, the application may use a semaphore to control driver access and avoid extra overhead and complication inside the driver.

Driver Input

This functional area is responsible for all device input. The principal issues associated with driver input usually involve how the input is buffered and how threads wait for such input.

Driver Output

This functional area is responsible for all device output. The principal issues associated with driver output usually involve how the output is buffered and how threads wait to perform output.

Driver Interrupts

Most real-time systems rely on hardware interrupts to notify the driver of device input, output, control, and error events. Interrupts provide a guaranteed response time to such external events. Instead of interrupts, the driver software may periodically check the external hardware for such events. This technique is called *polling*. It is less real-time than interrupts, but polling may make sense for some less real-time applications.

Driver Status

This function area is responsible for providing run-time status and statistics associated with the driver operation. Information managed by this function area typically includes the following:

- Current device status
- Input bytes
- Output bytes
- Device error counts

Driver Termination

This functional area is optional. It is only required if the driver and/or the physical hardware device need to be shut down. After being terminated, the driver must not be called again until it is re-initialized.

Simple Driver Example

An example is the best way to describe a device driver. In this example, the driver assumes a simple serial hardware device with a configuration register,

an input register, and an output register. This simple driver example illustrates the initialization, input, output, and interrupt functional areas.

Simple Driver Initialization

The **`tx_sdriver_initialize`** function of the simple driver creates two counting semaphores that are used to manage the driver's input and output operation. The input semaphore is set by the input ISR when a character is received by the serial hardware device. Because of this, the input semaphore is created with an initial count of zero.

Conversely, the output semaphore indicates the availability of the serial hardware transmit register. It is created with a value of one to indicate the transmit register is initially available.

The initialization function is also responsible for installing the low-level interrupt vector handlers for input and output notifications. Like other ThreadX interrupt service routines, the low-level handler must call **`_tx_thread_context_save`** before calling the simple driver ISR. After the driver ISR returns, the low-level handler must call **`_tx_thread_context_restore`**.

i

*It is important that initialization is called before any of the other driver functions. Typically, driver initialization is called from **`tx_application_define`**.*

See Figure 9 on page 298 for the initialization source code of the simple driver.

```

VOID    tx_sdriver_initialize(VOID)
{
    /* Initialize the two counting semaphores used to control
       the simple driver I/O. */
    tx_semaphore_create(&tx_sdriver_input_semaphore,
                       "simple driver input semaphore", 0);
    tx_semaphore_create(&tx_sdriver_output_semaphore,
                       "simple driver output semaphore", 1);

    /* Setup interrupt vectors for input and output ISRs.
       The initial vector handling should call the ISRs
       defined in this file. */

    /* Configure serial device hardware for RX/TX interrupt
       generation, baud rate, stop bits, etc. */
}

```

FIGURE 9. Simple Driver Initialization

Simple Driver Input

Input for the simple driver centers around the input semaphore. When a serial device input interrupt is received, the input semaphore is set. If one or more threads are waiting for a character from the driver, the thread waiting the longest is resumed. If no threads are waiting, the semaphore simply remains set until a thread calls the drive input function.

There are several limitations to the simple driver input handling. The most significant is the potential for dropping input characters. This is possible because there is no ability to buffer input characters that arrive before the previous character is processed. This is easily handled by adding an input character buffer.

i Only threads are allowed to call the **tx_sdriver_input** function.

Figure 10 shows the source code associated with simple driver input.

```
UCHAR    tx_sdriver_input(VOID)
{
    /* Determine if there is a character waiting. If not,
       suspend. */
    tx_semaphore_get(&tx_sdriver_input_semaphore,
                    TX_WAIT_FOREVER;
    /* Return character from serial RX hardware register. */
    return(*serial_hardware_input_ptr);
}

VOID      tx_sdriver_input_ISR(VOID)
{
    /* See if an input character notification is pending. */
    if (!tx_sdriver_input_semaphore.tx_semaphore_count)
    {
        /* If not, notify thread of an input character. */
        tx_semaphore_put(&tx_sdriver_input_semaphore);
    }
}
```

FIGURE 10. Simple Driver Input

Simple Driver Output

Output processing utilizes the output semaphore to signal when the serial device's transmit register is free. Before an output character is actually written to the device, the output semaphore is obtained. If it is not available, the previous transmit is not yet complete.

The output ISR is responsible for handling the transmit complete interrupt. Processing of the output ISR amounts to setting the output semaphore, thereby allowing output of another character.

i Only threads are allowed to call the **tx_sdriver_output** function.

Figure 11 shows the source code associated with simple driver output.

```

VOID    tx_sdriver_output( UCHAR alpha)
{
    /* Determine if the hardware is ready to transmit a
       character. If not, suspend until the previous output
       completes. */
    tx_semaphore_get(&tx_sdriver_output_semaphore,
                    TX_WAIT_FOREVER);
    /* Send the character through the hardware. */
    *serial_hardware_output_ptr = alpha;
}

VOID    tx_sdriver_output_ISR(VOID)
{
    /* Notify thread last character transmit is
       complete. */
    tx_semaphore_put(&tx_sdriver_output_semaphore);
}

```

FIGURE 11. Simple Driver Output

Simple Driver Shortcomings

This simple device driver example illustrates the basic idea of a ThreadX device driver. However, because the simple device driver does not address data buffering or any overhead issues, it does not fully represent real-world ThreadX drivers. The following section describes some of the more advanced issues associated with device drivers.

Advanced Driver Issues

As mentioned previously, device drivers have requirements as unique as their applications. Some applications may require an enormous amount of data buffering while another application may require optimized driver ISRs because of high-frequency device interrupts.

I/O Buffering

Data buffering in real-time embedded applications requires considerable planning. Some of the design is dictated by the underlying hardware device. If the device provides basic byte I/O, a simple circular buffer is probably in order. However, if the device provides block, DMA, or packet I/O, a buffer management scheme is probably warranted.

Circular Byte Buffers

Circular byte buffers are typically used in drivers that manage a simple serial hardware device like a UART. Two circular buffers are most often used in such situations—one for input and one for output.

Each circular byte buffer is comprised of a byte memory area (typically an array of UCHARs), a read pointer, and a write pointer. A buffer is considered empty when the read pointer and the write pointers reference the same memory location in the buffer. Driver initialization sets both the read and write buffer pointers to the beginning address of the buffer.

Circular Buffer Input

The input buffer is used to hold characters that arrive before the application is ready for them. When an input character is received (usually in an interrupt service routine), the new character is retrieved from the hardware device and placed into the input buffer at the location pointed to by the write pointer. The write pointer is then advanced to the next position in

the buffer. If the next position is past the end of the buffer, the write pointer is set to the beginning of the buffer. The queue full condition is handled by canceling the write pointer advancement if the new write pointer is the same as the read pointer.

Application input byte requests to the driver first examine the read and write pointers of the input buffer. If the read and write pointers are identical, the buffer is empty. Otherwise, if the read pointer is not the same, the byte pointed to by the read pointer is copied from the input buffer and the read pointer is advanced to the next buffer location. If the new read pointer is past the end of the buffer, it is reset to the beginning. Figure 12 shows the logic for the circular input buffer.

```

UCHAR    tx_input_buffer[MAX_SIZE];
UCHAR    tx_input_write_ptr;
UCHAR    tx_input_read_ptr;

/* Initialization. */
tx_input_write_ptr = &tx_input_buffer[0];
tx_input_read_ptr = &tx_input_buffer[0];

/* Input byte ISR... UCHAR alpha has character from device. */
save_ptr = tx_input_write_ptr;
*tx_input_write_ptr++ = alpha;
if (tx_input_write_ptr > &tx_input_buffer[MAX_SIZE-1])
    tx_input_write_ptr = &tx_input_buffer[0]; /* Wrap */
if (tx_input_write_ptr == tx_input_read_ptr)
    tx_input_write_ptr = save_ptr; /* Buffer full */

/* Retrieve input byte from buffer... */
if (tx_input_read_ptr != tx_input_write_ptr)
{
    alpha = *tx_input_read_ptr++;
    if (tx_input_read_ptr > &tx_input_buffer[MAX_SIZE-1])
        tx_input_read_ptr = &tx_input_buffer[0];
}

```

FIGURE 12. Logic for Circular Input Buffer

i For reliable operation, it may be necessary to lockout interrupts when manipulating the read and write pointers of both the input and output circular buffers.

Circular Output Buffer

The output buffer is used to hold characters that have arrived for output before the hardware device finished sending the previous byte. Output buffer processing is similar to input buffer processing, except the transmit complete interrupt processing manipulates the output read pointer, while the application output request utilizes the output write pointer. Otherwise, the output buffer processing is the same. Figure 13 shows the logic for the circular output buffer.

```

UCHAR    tx_output_buffer[MAX_SIZE];
UCHAR    tx_output_write_ptr;
UCHAR    tx_output_read_ptr;

/* Initialization. */
tx_output_write_ptr = &tx_output_buffer[0];
tx_output_read_ptr = &tx_output_buffer[0];

/* Transmit complete ISR... Device ready to send. */
if (tx_output_read_ptr != tx_output_write_ptr)
{
    *device_reg = *tx_output_read_ptr++;
    if (tx_output_read_ptr > &tx_output_buffer[MAX_SIZE-1])
        tx_output_read_ptr = &tx_output_buffer[0];
}

/* Output byte driver service. If device busy, buffer! */
save_ptr = tx_output_write_ptr;
*tx_output_write_ptr++ = alpha;
if (tx_output_write_ptr > &tx_output_buffer[MAX_SIZE-1])
    tx_output_write_ptr = &tx_output_buffer[0]; /* Wrap */
if (tx_output_write_ptr == tx_output_read_ptr)
    tx_output_write_ptr = save_ptr; /* Buffer full! */

```

FIGURE 13. Logic for Circular Output Buffer

Buffer I/O Management

To improve the performance of embedded microprocessors, many peripheral device devices transmit and receive data with buffers supplied by software. In some implementations, multiple buffers may be used to transmit or receive individual packets of data.

The size and location of I/O buffers is determined by the application and/or driver software. Typically, buffers are fixed in size and managed within a ThreadX block memory pool. Figure 14 describes a typical I/O buffer and a ThreadX block memory pool that manages their allocation.

```
typedef struct TX_IO_BUFFER_STRUCT
{
    struct TX_IO_BUFFER_STRUCT *tx_next_packet;
    struct TX_IO_BUFFER_STRUCT *tx_next_buffer;
    UCHAR tx_buffer_area[TX_MAX_BUFFER_SIZE];
} TX_IO_BUFFER;

TX_BLOCK_POOL tx_io_block_pool;

/* Create a pool of I/O buffers. Assume that the pointer
   "free_memory_ptr" points to an available memory area that
   is 64 KBytes in size. */
tx_block_pool_create(&tx_io_block_pool,
                    "Sample IO Driver Buffer Pool",
                    free_memory_ptr, 0x10000,
                    sizeof(TX_IO_BUFFER));
```

FIGURE 14. I/O Buffer

TX_IO_BUFFER

The typedef TX_IO_BUFFER consists of two pointers. The ***tx_next_packet*** pointer is used to link multiple packets on either the input or output list. The

tx_next_buffer pointer is used to link together buffers that make up an individual packet of data from the device. Both of these pointers are set to NULL when the buffer is allocated from the pool. In addition, some devices may require another field to indicate how much of the buffer area actually contains data.

Buffered I/O Advantage

What are the advantages of a buffer I/O scheme? The biggest advantage is that data is not copied between the device registers and the application's memory. Instead, the driver provides the device with a series of buffer pointers. Physical device I/O utilizes the supplied buffer memory directly.

Using the processor to copy input or output packets of information is extremely costly and should be avoided in any high throughput I/O situation.

Another advantage to the buffered I/O approach is that the input and output lists do not have full conditions. All of the available buffers can be on either list at any one time. This contrasts with the simple byte circular buffers presented earlier in the chapter. Each had a fixed size determined at compilation.

Buffered Driver Responsibilities

Buffered device drivers are only concerned with managing linked lists of I/O buffers. An input buffer list is maintained for packets that are received before the application software is ready. Conversely, an output buffer list is maintained for packets being sent faster than the hardware device can handle them. Figure 15 on page 306 shows simple input and

output linked lists of data packets and the buffer(s) that make up each packet.

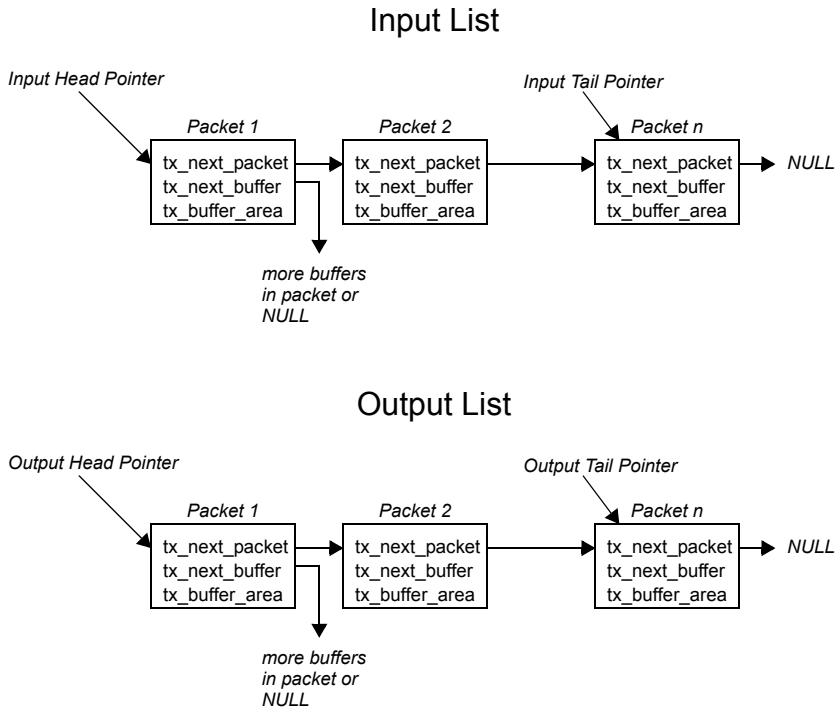


FIGURE 15. Input-Output Lists

Applications interface with buffered drivers with the same I/O buffers. On transmit, application software provides the driver with one or more buffers to transmit. When the application software requests input, the driver returns the input data in I/O buffers.



In some applications, it may be useful to build a driver input interface that requires the application to exchange a free buffer for an input buffer from the driver. This might alleviate some buffer allocation processing inside of the driver.

Interrupt Management

In some applications, the device interrupt frequency may prohibit writing the ISR in C or to interact with ThreadX on each interrupt. For example, if it takes 25us to save and restore the interrupted context, it would not be advisable to perform a full context save if the interrupt frequency was 50us. In such cases, a small assembly language ISR is used to handle most of the device interrupts. This low-overhead ISR would only interact with ThreadX when necessary.

A similar discussion can be found in the interrupt management discussion at the end of Chapter 3.

Thread Suspension

In the simple driver example presented earlier in this chapter, the caller of the input service suspends if a character is not available. In some applications, this might not be acceptable.

For example, if the thread responsible for processing input from a driver also has other duties, suspending on just the driver input is probably not going to work. Instead, the driver needs to be customized to request processing similar to the way other processing requests are made to the thread.

In most cases, the input buffer is placed on a linked list and an input event message is sent to the thread's input queue.



T H R E A D X

Demonstration System for ThreadX

This chapter contains a description of the demonstration system that is delivered with all ThreadX processor support packages. The following lists specific demonstration areas that are covered in this chapter:

- Overview 310
- Application Define 310
 - Initial Execution 311
- Thread 0 312
- Thread 1 312
- Thread 2 312
- Threads 3 and 4 313
- Thread 5 313
- Threads 6 and 7 314
- Observing the Demonstration 314
- Distribution file: demo_threadx.c 315

Overview

Each ThreadX product distribution contains a demonstration system that runs on all supported microprocessors.

This example system is defined in the distribution file ***demo_threadx.c*** and is designed to illustrate how ThreadX is used in an embedded multithread environment. The demonstration consists of initialization, eight threads, one byte pool, one block pool, one queue, one semaphore, one mutex, and one event flags group.

i

Except for the thread's stack size, the demonstration application is identical on all ThreadX supported processors.

The complete listing of ***demo_threadx.c***, including the line numbers referenced throughout the remainder of this chapter, is displayed on page 316 and following.

Application Define

The ***tx_application_define*** function executes after the basic ThreadX initialization is complete. It is responsible for setting up all of the initial system resources, including threads, queues, semaphores, mutexes, event flags, and memory pools.

The demonstration system's ***tx_application_define*** (*line numbers 60-164*) creates the demonstration objects in the following order:

```
byte_pool_0  
thread_0  
thread_1  
thread_2  
thread_3
```

```
thread_4  
thread_5  
thread_6  
thread_7  
queue_0  
semaphore_0  
event_flags_0  
mutex_0  
block_pool_0
```

The demonstration system does not create any other additional ThreadX objects. However, an actual application may create system objects during run-time inside of executing threads.

Initial Execution

All threads are created with the **TX_AUTO_START** option. This makes them initially ready for execution. After **tx_application_define** completes, control is transferred to the thread scheduler and from there to each individual thread.

The order in which the threads execute is determined by their priority and the order that they were created. In the demonstration system, **thread_0** executes first because it has the highest priority (*it was created with a priority of 1*). After **thread_0** suspends, **thread_5** is executed, followed by the execution of **thread_3**, **thread_4**, **thread_6**, **thread_7**, **thread_1**, and finally **thread_2**.

*Even though **thread_3** and **thread_4** have the same priority (both created with a priority of 8), **thread_3** executes first. This is because **thread_3** was created and became ready before **thread_4**. Threads of equal priority execute in a FIFO fashion.*

Thread 0

The function ***thread_0_entry*** marks the entry point of the thread (*lines 167-190*). ***Thread_0*** is the first thread in the demonstration system to execute. Its processing is simple: it increments its counter, sleeps for 10 timer ticks, sets an event flag to wake up ***thread_5***, then repeats the sequence.

Thread_0 is the highest priority thread in the system. When its requested sleep expires, it will preempt any other executing thread in the demonstration.

Thread 1

The function ***thread_1_entry*** marks the entry point of the thread (*lines 193-216*). ***Thread_1*** is the second-to-last thread in the demonstration system to execute. Its processing consists of incrementing its counter, sending a message to ***thread_2*** (*through queue_0*), and repeating the sequence. Notice that ***thread_1*** suspends whenever ***queue_0*** becomes full (*line 207*).

Thread 2

The function ***thread_2_entry*** marks the entry point of the thread (*lines 219-243*). ***Thread_2*** is the last thread in the demonstration system to execute. Its processing consists of incrementing its counter, getting a message from ***thread_1*** (*through queue_0*), and repeating the sequence. Notice that ***thread_2*** suspends whenever ***queue_0*** becomes empty (*line 233*).

Although ***thread_1*** and ***thread_2*** share the lowest priority in the demonstration system (*priority 16*), they

are also the only threads that are ready for execution most of the time. They are also the only threads created with time-slicing (*lines 87 and 93*). Each thread is allowed to execute for a maximum of 4 timer ticks before the other thread is executed.

Threads 3 and 4

The function ***thread_3_and_4_entry*** marks the entry point of both ***thread_3*** and ***thread_4*** (*lines 246-280*). Both threads have a priority of 8, which makes them the third and fourth threads in the demonstration system to execute. The processing for each thread is the same: incrementing its counter, getting ***semaphore_0***, sleeping for 2 timer ticks, releasing ***semaphore_0***, and repeating the sequence. Notice that each thread suspends whenever ***semaphore_0*** is unavailable (*line 264*).

Also both threads use the same function for their main processing. This presents no problems because they both have their own unique stack, and C is naturally reentrant. Each thread determines which one it is by examination of the thread input parameter (*line 258*), which is setup when they are created (*lines 102 and 109*).

i

It is also reasonable to obtain the current thread point during thread execution and compare it with the control block's address to determine thread identity.

Thread 5

The function ***thread_5_entry*** marks the entry point of the thread (*lines 283-305*). ***Thread_5*** is the second thread in the demonstration system to execute. Its processing consists of incrementing its

counter, getting an event flag from **thread_0** (through **event_flags_0**), and repeating the sequence. Notice that **thread_5** suspends whenever the event flag in **event_flags_0** is not available (*line 298*).

Threads 6 and 7

The function **thread_6_and_7_entry** marks the entry point of both **thread_6** and **thread_7** (*lines 307-358*). Both threads have a priority of 8, which makes them the fifth and sixth threads in the demonstration system to execute. The processing for each thread is the same: incrementing its counter, getting **mutex_0** twice, sleeping for 2 timer ticks, releasing **mutex_0** twice, and repeating the sequence. Notice that each thread suspends whenever **mutex_0** is unavailable (*line 325*).

Also both threads use the same function for their main processing. This presents no problems because they both have their own unique stack, and C is naturally reentrant. Each thread determines which one it is by examination of the thread input parameter (*line 319*), which is setup when they are created (*lines 126 and 133*).

Observing the Demonstration

Each of the demonstration threads increments its own unique counter. The following counters may be examined to check on the demo's operation:

```
thread_0_counter  
thread_1_counter  
thread_2_counter  
thread_3_counter  
thread_4_counter  
thread_5_counter  
thread_6_counter  
thread_7_counter
```

Each of these counters should continue to increase as the demonstration executes, with ***thread_1_counter*** and ***thread_2_counter*** increasing at the fastest rate.

Distribution file: **demo_threadx.c**

This section displays the complete listing of ***demo_threadx.c***, including the line numbers referenced throughout this chapter.

```

000  /* This is a small demo of the high-performance ThreadX kernel.  It includes examples of eight
001  threads of different priorities, using a message queue, semaphore, mutex, event flags group,
002  byte pool, and block pool.  */
003
004  #include "tx_api.h"
005
006  #define DEMO_STACK_SIZE          1024
007  #define DEMO_BYTE_POOL_SIZE      9120
008  #define DEMO_BLOCK_POOL_SIZE     100
009  #define DEMO_QUEUE_SIZE          100
010
011  /* Define the ThreadX object control blocks...  */
012
013  TX_THREAD          thread_0;
014  TX_THREAD          thread_1;
015  TX_THREAD          thread_2;
016  TX_THREAD          thread_3;
017  TX_THREAD          thread_4;
018  TX_THREAD          thread_5;
019  TX_THREAD          thread_6;
020  TX_THREAD          thread_7;
021  TX_QUEUE           queue_0;
022  TX_SEMAPHORE       semaphore_0;
023  TX_MUTEX           mutex_0;
024  TX_EVENT_FLAGS_GROUP event_flags_0;
025  TX_BYTE_POOL       byte_pool_0;
026  TX_BLOCK_POOL      block_pool_0;
027
028  /* Define the counters used in the demo application...  */
029
030  ULONG              thread_0_counter;
031  ULONG              thread_1_counter;
032  ULONG              thread_1_messages_sent;
033  ULONG              thread_2_counter;
034  ULONG              thread_2_messages_received;
035  ULONG              thread_3_counter;
036  ULONG              thread_4_counter;
037  ULONG              thread_5_counter;
038  ULONG              thread_6_counter;
039  ULONG              thread_7_counter;
040
041  /* Define thread prototypes.  */
042
043  void thread_0_entry(ULONG thread_input);
044  void thread_1_entry(ULONG thread_input);
045  void thread_2_entry(ULONG thread_input);
046  void thread_3_and_4_entry(ULONG thread_input);
047  void thread_5_entry(ULONG thread_input);
048  void thread_6_and_7_entry(ULONG thread_input);
049
050
051  /* Define main entry point.  */
052
053  int main()
054  {
055
056      /* Enter the ThreadX kernel.  */
057      tx_kernel_enter();
058  }
059
060  /* Define what the initial system looks like.  */
061  void tx_application_define(void *first_unused_memory)
062  {
063
064      CHAR *pointer;
065
066      /* Create a byte memory pool from which to allocate the thread stacks.  */
067      tx_byte_pool_create(&byte_pool_0, "byte pool 0", first_unused_memory,
068                          DEMO_BYTE_POOL_SIZE);
069
070      /* Put system definition stuff in here, e.g., thread creates and other assorted
071      create information.  */

```

```

072
073 /* Allocate the stack for thread 0. */
074 tx_byte_allocate(&byte_pool_0, &pointer, DEMO_STACK_SIZE, TX_NO_WAIT);
075
076 /* Create the main thread. */
077 tx_thread_create(&thread_0, "thread 0", thread_0_entry, 0,
078                 pointer, DEMO_STACK_SIZE,
079                 1, 1, TX_NO_TIME_SLICE, TX_AUTO_START);
080
081 /* Allocate the stack for thread 1. */
082 tx_byte_allocate(&byte_pool_0, &pointer, DEMO_STACK_SIZE, TX_NO_WAIT);
083
084 /* Create threads 1 and 2. These threads pass information through a ThreadX
085    message queue. It is also interesting to note that these threads have a time
086    slice. */
087 tx_thread_create(&thread_1, "thread 1", thread_1_entry, 1,
088                 pointer, DEMO_STACK_SIZE,
089                 16, 16, 4, TX_AUTO_START);
090
091 /* Allocate the stack for thread 2. */
092 tx_byte_allocate(&byte_pool_0, &pointer, DEMO_STACK_SIZE, TX_NO_WAIT);
093 tx_thread_create(&thread_2, "thread 2", thread_2_entry, 2,
094                 pointer, DEMO_STACK_SIZE,
095                 16, 16, 4, TX_AUTO_START);
096
097 /* Allocate the stack for thread 3. */
098 tx_byte_allocate(&byte_pool_0, &pointer, DEMO_STACK_SIZE, TX_NO_WAIT);
099
100 /* Create threads 3 and 4. These threads compete for a ThreadX counting semaphore.
101    An interesting thing here is that both threads share the same instruction area. */
102 tx_thread_create(&thread_3, "thread 3", thread_3_and_4_entry, 3,
103                 pointer, DEMO_STACK_SIZE,
104                 8, 8, TX_NO_TIME_SLICE, TX_AUTO_START);
105
106 /* Allocate the stack for thread 4. */
107 tx_byte_allocate(&byte_pool_0, &pointer, DEMO_STACK_SIZE, TX_NO_WAIT);
108
109 tx_thread_create(&thread_4, "thread 4", thread_3_and_4_entry, 4,
110                 pointer, DEMO_STACK_SIZE,
111                 8, 8, TX_NO_TIME_SLICE, TX_AUTO_START);
112
113 /* Allocate the stack for thread 5. */
114 tx_byte_allocate(&byte_pool_0, &pointer, DEMO_STACK_SIZE, TX_NO_WAIT);
115
116 /* Create thread 5. This thread simply pends on an event flag, which will be set
117    by thread_0. */
118 tx_thread_create(&thread_5, "thread 5", thread_5_entry, 5,
119                 pointer, DEMO_STACK_SIZE,
120                 4, 4, TX_NO_TIME_SLICE, TX_AUTO_START);
121
122 /* Allocate the stack for thread 6. */
123 tx_byte_allocate(&byte_pool_0, &pointer, DEMO_STACK_SIZE, TX_NO_WAIT);
124
125 /* Create threads 6 and 7. These threads compete for a ThreadX mutex. */
126 tx_thread_create(&thread_6, "thread 6", thread_6_and_7_entry, 6,
127                 pointer, DEMO_STACK_SIZE,
128                 8, 8, TX_NO_TIME_SLICE, TX_AUTO_START);
129
130 /* Allocate the stack for thread 7. */
131 tx_byte_allocate(&byte_pool_0, &pointer, DEMO_STACK_SIZE, TX_NO_WAIT);
132
133 tx_thread_create(&thread_7, "thread 7", thread_6_and_7_entry, 7,
134                 pointer, DEMO_STACK_SIZE,
135                 8, 8, TX_NO_TIME_SLICE, TX_AUTO_START);
136
137 /* Allocate the message queue. */
138 tx_byte_allocate(&byte_pool_0, &pointer, DEMO_QUEUE_SIZE*sizeof(ULONG), TX_NO_WAIT);
139
140 /* Create the message queue shared by threads 1 and 2. */
141 tx_queue_create(&queue_0, "queue 0", TX_1_ULONG, pointer, DEMO_QUEUE_SIZE*sizeof(ULONG));
142
143 /* Create the semaphore used by threads 3 and 4. */

```

```

144     tx_semaphore_create(&semaphore_0, "semaphore 0", 1);
145
146     /* Create the event flags group used by threads 1 and 5. */
147     tx_event_flags_create(&event_flags_0, "event flags 0");
148
149     /* Create the mutex used by thread 6 and 7 without priority inheritance. */
150     tx_mutex_create(&mutex_0, "mutex 0", TX_NO_INHERIT);
151
152     /* Allocate the memory for a small block pool. */
153     tx_byte_allocate(&byte_pool_0, &pointer, DEMO_BLOCK_POOL_SIZE, TX_NO_WAIT);
154
155     /* Create a block memory pool to allocate a message buffer from. */
156     tx_block_pool_create(&block_pool_0, "block pool 0", sizeof(ULONG), pointer,
157         DEMO_BLOCK_POOL_SIZE);
158
159     /* Allocate a block and release the block memory. */
160     tx_block_allocate(&block_pool_0, &pointer, TX_NO_WAIT);
161
162     /* Release the block back to the pool. */
163     tx_block_release(pointer);
164 }
165
166 /* Define the test threads. */
167 void thread_0_entry(ULONG thread_input)
168 {
169
170     UINT status;
171
172
173     /* This thread simply sits in while-forever-sleep loop. */
174     while(1)
175     {
176
177         /* Increment the thread counter. */
178         thread_0_counter++;
179
180         /* Sleep for 10 ticks. */
181         tx_thread_sleep(10);
182
183         /* Set event flag 0 to wakeup thread 5. */
184         status = tx_event_flags_set(&event_flags_0, 0x1, TX_OR);
185
186         /* Check status. */
187         if (status != TX_SUCCESS)
188             break;
189     }
190 }
191
192 void thread_1_entry(ULONG thread_input)
193 {
194
195     UINT status;
196
197
198     /* This thread simply sends messages to a queue shared by thread 2. */
199     while(1)
200     {
201
202         /* Increment the thread counter. */
203         thread_1_counter++;
204
205         /* Send message to queue 0. */
206         status = tx_queue_send(&queue_0, &thread_1_messages_sent, TX_WAIT_FOREVER);
207
208         /* Check completion status. */
209         if (status != TX_SUCCESS)
210             break;
211
212         /* Increment the message sent. */
213         thread_1_messages_sent++;
214     }
215 }

```

```

216 }
217
218
219 void    thread_2_entry(ULONG thread_input)
220 {
221
222     ULONG    received_message;
223     UINT     status;
224
225     /* This thread retrieves messages placed on the queue by thread 1. */
226     while(1)
227     {
228
229         /* Increment the thread counter. */
230         thread_2_counter++;
231
232         /* Retrieve a message from the queue. */
233         status = tx_queue_receive(&queue_0, &received_message, TX_WAIT_FOREVER);
234
235         /* Check completion status and make sure the message is what we
236            expected. */
237         if ((status != TX_SUCCESS) || (received_message != thread_2_messages_received))
238             break;
239
240         /* Otherwise, all is okay. Increment the received message count. */
241         thread_2_messages_received++;
242     }
243 }
244
245
246 void    thread_3_and_4_entry(ULONG thread_input)
247 {
248
249     UINT     status;
250
251
252     /* This function is executed from thread 3 and thread 4. As the loop
253        below shows, these function compete for ownership of semaphore_0. */
254     while(1)
255     {
256
257         /* Increment the thread counter. */
258         if (thread_input == 3)
259             thread_3_counter++;
260         else
261             thread_4_counter++;
262
263         /* Get the semaphore with suspension. */
264         status = tx_semaphore_get(&semaphore_0, TX_WAIT_FOREVER);
265
266         /* Check status. */
267         if (status != TX_SUCCESS)
268             break;
269
270         /* Sleep for 2 ticks to hold the semaphore. */
271         tx_thread_sleep(2);
272
273         /* Release the semaphore. */
274         status = tx_semaphore_put(&semaphore_0);
275
276         /* Check status. */
277         if (status != TX_SUCCESS)
278             break;
279     }
280 }
281
282
283 void    thread_5_entry(ULONG thread_input)
284 {
285
286     UINT     status;
287     ULONG    actual_flags;

```

```

288
289
290 /* This thread simply waits for an event in a forever loop. */
291 while(1)
292 {
293
294     /* Increment the thread counter. */
295     thread_5_counter++;
296
297     /* Wait for event flag 0. */
298     status = tx_event_flags_get(&event_flags_0, 0x1, TX_OR_CLEAR,
299                                &actual_flags, TX_WAIT_FOREVER);
300
301     /* Check status. */
302     if ((status != TX_SUCCESS) || (actual_flags != 0x1))
303         break;
304 }
305 }
306
307 void thread_6_and_7_entry(ULONG thread_input)
308 {
309
310     UINT status;
311
312
313     /* This function is executed from thread 6 and thread 7. As the loop
314        below shows, these function compete for ownership of mutex_0. */
315     while(1)
316     {
317
318         /* Increment the thread counter. */
319         if (thread_input == 6)
320             thread_6_counter++;
321         else
322             thread_7_counter++;
323
324         /* Get the mutex with suspension. */
325         status = tx_mutex_get(&mutex_0, TX_WAIT_FOREVER);
326
327         /* Check status. */
328         if (status != TX_SUCCESS)
329             break;
330
331         /* Get the mutex again with suspension. This shows
332            that an owning thread may retrieve the mutex it
333            owns multiple times. */
334         status = tx_mutex_get(&mutex_0, TX_WAIT_FOREVER);
335
336         /* Check status. */
337         if (status != TX_SUCCESS)
338             break;
339
340         /* Sleep for 2 ticks to hold the mutex. */
341         tx_thread_sleep(2);
342
343         /* Release the mutex. */
344         status = tx_mutex_put(&mutex_0);
345
346         /* Check status. */
347         if (status != TX_SUCCESS)
348             break;
349
350         /* Release the mutex again. This will actually
351            release ownership since it was obtained twice. */
352         status = tx_mutex_put(&mutex_0);
353
354         /* Check status. */
355         if (status != TX_SUCCESS)
356             break;
357     }
358 }

```


ThreadX API Services

- Entry Function 322
- Block Memory Services 322
- Byte Memory Services 322
- Event Flags Services 323
- Interrupt Control 323
- Mutex Services 323
- Queue Services 324
- Semaphore Services 324
- Thread Control Services 325
- Time Services 326
- Timer Services 326

Entry Function

VOID **tx_kernel_enter**(VOID);

Block Memory Services

UINT **tx_block_allocate**(TX_BLOCK_POOL *pool_ptr,
VOID **block_ptr, ULONG wait_option);

UINT **tx_block_pool_create**(TX_BLOCK_POOL *pool_ptr,
CHAR *name_ptr, ULONG block_size,
VOID *pool_start, ULONG pool_size);

UINT **tx_block_pool_delete**(TX_BLOCK_POOL *pool_ptr);

UINT **tx_block_pool_info_get**(TX_BLOCK_POOL *pool_ptr,
CHAR **name,
ULONG *available_blocks, ULONG *total_blocks,
TX_THREAD **first_suspended,
ULONG *suspended_count,
TX_BLOCK_POOL **next_pool);

UINT **tx_block_pool_performance_info_get**(TX_BLOCK_POOL *pool_ptr,
ULONG *allocates, ULONG *releases, ULONG *suspensions,
ULONG *timeouts);

UINT **tx_block_pool_performance_system_info_get**(ULONG *allocates,
ULONG *releases, ULONG *suspensions, ULONG *timeouts);

UINT **tx_block_pool_prioritize**(TX_BLOCK_POOL *pool_ptr);

UINT **tx_block_release**(VOID *block_ptr);

Byte Memory Services

UINT **tx_byte_allocate**(TX_BYTE_POOL *pool_ptr,
VOID **memory_ptr,
ULONG memory_size, ULONG wait_option);

UINT **tx_byte_pool_create**(TX_BYTE_POOL *pool_ptr,
CHAR *name_ptr,
VOID *pool_start, ULONG pool_size);

UINT **tx_byte_pool_delete**(TX_BYTE_POOL *pool_ptr);

UINT **tx_byte_pool_info_get**(TX_BYTE_POOL *pool_ptr,
CHAR **name, ULONG *available_bytes,
ULONG *fragments, TX_THREAD **first_suspended,
ULONG *suspended_count,
TX_BYTE_POOL **next_pool);

UINT **tx_byte_pool_performance_info_get**(TX_BYTE_POOL *pool_ptr,
ULONG *allocates,
ULONG *releases, ULONG *fragments_searched, ULONG *merges,
ULONG *splits, ULONG *suspensions, ULONG *timeouts);

UINT **tx_byte_pool_performance_system_info_get**(ULONG *allocates,
ULONG *releases, ULONG *fragments_searched, ULONG *merges,
ULONG *splits, ULONG *suspensions, ULONG *timeouts);

UINT **tx_byte_pool_prioritize**(TX_BYTE_POOL *pool_ptr);

UINT **tx_byte_release**(VOID *memory_ptr);

Event Flags Services

```

UINT    tx_event_flags_create(TX_EVENT_FLAGS_GROUP *group_ptr,
                              CHAR *name_ptr);

UINT    tx_event_flags_delete(TX_EVENT_FLAGS_GROUP *group_ptr);

UINT    tx_event_flags_get(TX_EVENT_FLAGS_GROUP *group_ptr,
                           ULONG requested_flags, UINT get_option,
                           ULONG *actual_flags_ptr, ULONG wait_option);

UINT    tx_event_flags_info_get(TX_EVENT_FLAGS_GROUP *group_ptr,
                                CHAR **name, ULONG *current_flags,
                                TX_THREAD **first_suspended,
                                ULONG *suspended_count,
                                TX_EVENT_FLAGS_GROUP **next_group);

UINT    tx_event_flags_performance_info_get(TX_EVENT_FLAGS_GROUP
                                             *group_ptr, ULONG *sets, ULONG *gets, ULONG *suspensions,
                                             ULONG *timeouts);

UINT    tx_event_flags_performance_system_info_get(ULONG *sets,
                                                    ULONG *gets,
                                                    ULONG *suspensions, ULONG *timeouts);

UINT    tx_event_flags_set(TX_EVENT_FLAGS_GROUP *group_ptr,
                           ULONG flags_to_set, UINT set_option);

UINT    tx_event_flags_set_notify(TX_EVENT_FLAGS_GROUP *group_ptr,
                                  VOID (*events_set_notify)(TX_EVENT_FLAGS_GROUP *));

```

Interrupt Control

```

UINT    tx_interrupt_control(UINT new_posture);

```

Mutex Services

```

UINT    tx_mutex_create(TX_MUTEX *mutex_ptr, CHAR *name_ptr,
                        UINT inherit);

UINT    tx_mutex_delete(TX_MUTEX *mutex_ptr);

UINT    tx_mutex_get(TX_MUTEX *mutex_ptr, ULONG wait_option);

UINT    tx_mutex_info_get(TX_MUTEX *mutex_ptr, CHAR **name,
                           ULONG *count, TX_THREAD **owner,
                           TX_THREAD **first_suspended,
                           ULONG *suspended_count,
                           TX_MUTEX **next_mutex);

UINT    tx_mutex_performance_info_get(TX_MUTEX *mutex_ptr, ULONG
                                       *puts, ULONG *gets, ULONG *suspensions, ULONG *timeouts,
                                       ULONG *inversions, ULONG *inheritances);

UINT    tx_mutex_performance_system_info_get(ULONG *puts, ULONG
                                              *gets,
                                              ULONG *suspensions, ULONG *timeouts, ULONG *inversions,
                                              ULONG *inheritances);

UINT    tx_mutex_prioritize(TX_MUTEX *mutex_ptr);

UINT    tx_mutex_put(TX_MUTEX *mutex_ptr);

```

Queue Services

```

UINT    tx_queue_create(TX_QUEUE *queue_ptr, CHAR *name_ptr,
                        UINT message_size, VOID *queue_start,
                        ULONG queue_size);

UINT    tx_queue_delete(TX_QUEUE *queue_ptr);

UINT    tx_queue_flush(TX_QUEUE *queue_ptr);

UINT    tx_queue_front_send(TX_QUEUE *queue_ptr, VOID *source_ptr,
                           ULONG wait_option);

UINT    tx_queue_info_get(TX_QUEUE *queue_ptr, CHAR **name,
                          ULONG *enqueued, ULONG *available_storage,
                          TX_THREAD **first_suspended,
                          ULONG *suspended_count, TX_QUEUE **next_queue);

UINT    tx_queue_performance_info_get(TX_QUEUE *queue_ptr,
                                       ULONG *messages_sent, ULONG *messages_received,
                                       ULONG *empty_suspensions, ULONG *full_suspensions,
                                       ULONG *full_errors, ULONG *timeouts);

UINT    tx_queue_performance_system_info_get(ULONG *messages_sent,
                                              ULONG *messages_received, ULONG *empty_suspensions,
                                              ULONG *full_suspensions, ULONG *full_errors,
                                              ULONG *timeouts);

UINT    tx_queue_prioritize(TX_QUEUE *queue_ptr);

UINT    tx_queue_receive(TX_QUEUE *queue_ptr,
                        VOID *destination_ptr, ULONG wait_option);

UINT    tx_queue_send(TX_QUEUE *queue_ptr, VOID *source_ptr,
                     ULONG wait_option);

UINT    tx_queue_send_notify(TX_QUEUE *queue_ptr, VOID
                          (*queue_send_notify)(TX_QUEUE *));

```

Semaphore Services

```

UINT    tx_semaphore_ceiling_put(TX_SEMAPHORE *semaphore_ptr,
                                  ULONG ceiling);

UINT    tx_semaphore_create(TX_SEMAPHORE *semaphore_ptr,
                           CHAR *name_ptr, ULONG initial_count);

UINT    tx_semaphore_delete(TX_SEMAPHORE *semaphore_ptr);

UINT    tx_semaphore_get(TX_SEMAPHORE *semaphore_ptr,
                        ULONG wait_option);

UINT    tx_semaphore_info_get(TX_SEMAPHORE *semaphore_ptr, CHAR **name,
                              ULONG *current_value,
                              TX_THREAD **first_suspended,
                              ULONG *suspended_count,
                              TX_SEMAPHORE **next_semaphore);

UINT    tx_semaphore_performance_info_get(TX_SEMAPHORE *semaphore_ptr,
                                           ULONG *puts, ULONG *gets, ULONG *suspensions,
                                           ULONG *timeouts);

UINT    tx_semaphore_performance_system_info_get(ULONG *puts,
                                                  ULONG *gets, ULONG *suspensions,
                                                  ULONG *timeouts);

UINT    tx_semaphore_prioritize(TX_SEMAPHORE *semaphore_ptr);

```

Thread Control Services

```

UINT      tx_semaphore_put(TX_SEMAPHORE *semaphore_ptr);

UINT      tx_semaphore_put_notify(TX_SEMAPHORE *semaphore_ptr,
                                   VOID (*semaphore_put_notify)(TX_SEMAPHORE *));

UINT      tx_thread_create(TX_THREAD *thread_ptr,
                           CHAR *name_ptr,
                           VOID (*entry_function)(ULONG), ULONG entry_input,
                           VOID *stack_start, ULONG stack_size,
                           UINT priority, UINT preempt_threshold,
                           ULONG time_slice, UINT auto_start);

UINT      tx_thread_delete(TX_THREAD *thread_ptr);

UINT      tx_thread_entry_exit_notify(TX_THREAD *thread_ptr,
                                       VOID (*thread_entry_exit_notify)(TX_THREAD *, UINT));

TX_THREAD *tx_thread_identify(VOID);

UINT      tx_thread_info_get(TX_THREAD *thread_ptr, CHAR **name,
                              UINT *state, ULONG *run_count, UINT *priority,
                              UINT *preemption_threshold, ULONG *time_slice,
                              TX_THREAD **next_thread,
                              TX_THREAD **next_suspended_thread);

UINT      tx_thread_performance_info_get(TX_THREAD *thread_ptr,
                                           ULONG *resumptions, ULONG *suspensions,
                                           ULONG *solicited_preemptions,
                                           ULONG *interrupt_preemptions,
                                           ULONG *priority_inversions, ULONG *time_slices, ULONG
                                           *relinquishes, ULONG *timeouts,
                                           ULONG *wait_aborts, TX_THREAD **last_preempted_by);

UINT      tx_thread_performance_system_info_get(ULONG *resumptions,
                                                  ULONG *suspensions,
                                                  ULONG *solicited_preemptions,
                                                  ULONG *interrupt_preemptions,
                                                  ULONG *priority_inversions, ULONG *time_slices, ULONG
                                                  *relinquishes, ULONG *timeouts,
                                                  ULONG *wait_aborts, ULONG *non_idle_returns,
                                                  ULONG *idle_returns);

UINT      tx_thread_preemption_change(TX_THREAD *thread_ptr,
                                       UINT new_threshold, UINT *old_threshold);

UINT      tx_thread_priority_change(TX_THREAD *thread_ptr,
                                       UINT new_priority, UINT *old_priority);

VOID      tx_thread_relinquish(VOID);

UINT      tx_thread_reset(TX_THREAD *thread_ptr);

UINT      tx_thread_resume(TX_THREAD *thread_ptr);

UINT      tx_thread_sleep(ULONG timer_ticks);

UINT      tx_thread_stack_error_notify
          VOID(*stack_error_handler)(TX_THREAD *);

UINT      tx_thread_suspend(TX_THREAD *thread_ptr);

```

```

UINT    tx_thread_terminate(TX_THREAD *thread_ptr);

UINT    tx_thread_time_slice_change(TX_THREAD *thread_ptr,
                                     ULONG new_time_slice, ULONG *old_time_slice);

UINT    tx_thread_wait_abort(TX_THREAD *thread_ptr);

```

Time Services

```

ULONG    tx_time_get(VOID);
VOID     tx_time_set(ULONG new_time);

```

Timer Services

```

UINT    tx_timer_activate(TX_TIMER *timer_ptr);
UINT    tx_timer_change(TX_TIMER *timer_ptr,
                        ULONG initial_ticks,
                        ULONG reschedule_ticks);
UINT    tx_timer_create(TX_TIMER *timer_ptr,
                        CHAR *name_ptr,
                        VOID (*expiration_function)(ULONG),
                        ULONG expiration_input, ULONG initial_ticks,
                        ULONG reschedule_ticks, UINT auto_activate);

UINT    tx_timer_deactivate(TX_TIMER *timer_ptr);

UINT    tx_timer_delete(TX_TIMER *timer_ptr);

UINT    tx_timer_info_get(TX_TIMER *timer_ptr, CHAR **name,
                        UINT *active, ULONG *remaining_ticks,
                        ULONG *reschedule_ticks,
                        TX_TIMER **next_timer);

UINT    tx_timer_performance_info_get(TX_TIMER *timer_ptr,
                        ULONG *activates,
                        ULONG *reactivates, ULONG *deactivates,
                        ULONG *expirations,
                        ULONG *expiration_adjusts);

UINT    tx_timer_performance_system_info_get
                        (ULONG *activates, ULONG *reactivates,
                        ULONG *deactivates, ULONG *expirations,
                        ULONG *expiration_adjusts);

```

ThreadX Constants

- Alphabetic Listings 328
- Listing by Value 330

Alphabetic Listings

| | |
|------------------------|------|
| TX_1_ULONG | 1 |
| TX_2_ULONG | 2 |
| TX_4_ULONG | 4 |
| TX_8_ULONG | 8 |
| TX_16_ULONG | 16 |
| TX_ACTIVATE_ERROR | 0x17 |
| TX_AND | 2 |
| TX_AND_CLEAR | 3 |
| TX_AUTO_ACTIVATE | 1 |
| TX_AUTO_START | 1 |
| TX_BLOCK_MEMORY | 8 |
| TX_BYTE_MEMORY | 9 |
| TX_CALLER_ERROR | 0x13 |
| TX_CEILING_EXCEEDED | 0x21 |
| TX_COMPLETED | 1 |
| TX_DELETE_ERROR | 0x11 |
| TX_DELETED | 0x01 |
| TX_DONT_START | 0 |
| TX_EVENT_FLAG | 7 |
| TX_FALSE | 0 |
| TX_FEATURE_NOT_ENABLED | 0xFF |
| TX_FILE | 11 |
| TX_GROUP_ERROR | 0x06 |
| TX_INHERIT | 1 |
| TX_INHERIT_ERROR | 0x1F |
| TX_INVALID_CEILING | 0x22 |
| TX_IO_DRIVER | 10 |
| TX_LOOP_FOREVER | 1 |
| TX_MUTEX_ERROR | 0x1C |
| TX_MUTEX_SUSP | 13 |
| TX_NO_ACTIVATE | 0 |

| | |
|--------------------|--------------|
| TX_NO_EVENTS | 0x07 |
| TX_NO_INHERIT | 0 |
| TX_NO_INSTANCE | 0x0D |
| TX_NO_MEMORY | 0x10 |
| TX_NO_TIME_SLICE | 0 |
| TX_NO_WAIT | 0 |
| TX_NOT_AVAILABLE | 0x1D |
| TX_NOT_DONE | 0x20 |
| TX_NOT_OWNED | 0x1E |
| TX_NULL | 0 |
| TX_OPTION_ERROR | 0x08 |
| TX_OR | 0 |
| TX_OR_CLEAR | 1 |
| TX_POOL_ERROR | 0x02 |
| TX_PRIORITY_ERROR | 0x0F |
| TX_PTR_ERROR | 0x03 |
| TX_QUEUE_EMPTY | 0x0A |
| TX_QUEUE_ERROR | 0x09 |
| TX_QUEUE_FULL | 0x0B |
| TX_QUEUE_SUSP | 5 |
| TX_READY | 0 |
| TX_RESUME_ERROR | 0x12 |
| TX_SEMAPHORE_ERROR | 0x0C |
| TX_SEMAPHORE_SUSP | 6 |
| TX_SIZE_ERROR | 0x05 |
| TX_SLEEP | 4 |
| TX_STACK_FILL | 0xEFEFEFEFUL |
| TX_START_ERROR | 0x10 |
| TX_SUCCESS | 0x00 |
| TX_SUSPEND_ERROR | 0x14 |
| TX_SUSPEND_LIFTED | 0x19 |

| | |
|---------------------|--------------|
| TX_SUSPENDED | 3 |
| TX_TCP_IP | 12 |
| TX_TERMINATED | 2 |
| TX_THREAD_ENTRY | 0 |
| TX_THREAD_ERROR | 0x0E |
| TX_THREAD_EXIT | 1 |
| TX_THRESH_ERROR | 0x18 |
| TX_TICK_ERROR | 0x16 |
| TX_TIMER_ERROR | 0x15 |
| TX_TRUE | 1 |
| TX_WAIT_ABORT_ERROR | 0x1B |
| TX_WAIT_ABORTED | 0x1A |
| TX_WAIT_ERROR | 0x04 |
| TX_WAIT_FOREVER | 0xFFFFFFFFUL |

Listing by Value

| | |
|------------------|------|
| TX_DONT_START | 0 |
| TX_FALSE | 0 |
| TX_NO_ACTIVATE | 0 |
| TX_NO_INHERIT | 0 |
| TX_NO_TIME_SLICE | 0 |
| TX_NO_WAIT | 0 |
| TX_NULL | 0 |
| TX_OR | 0 |
| TX_READY | 0 |
| TX_SUCCESS | 0x00 |
| TX_THREAD_ENTRY | 0 |
| TX_1_ULONG | 1 |
| TX_AUTO_ACTIVATE | 1 |
| TX_AUTO_START | 1 |
| TX_COMPLETED | 1 |
| TX_INHERIT | 1 |

| | |
|-------------------|------|
| TX_LOOP_FOREVER | 1 |
| TX_DELETED | 0x01 |
| TX_OR_CLEAR | 1 |
| TX_THREAD_EXIT | 1 |
| TX_TRUE | 1 |
| TX_2_ULONG | 2 |
| TX_AND | 2 |
| TX_POOL_ERROR | 0x02 |
| TX_TERMINATED | 2 |
| TX_AND_CLEAR | 3 |
| TX_PTR_ERROR | 0x03 |
| TX_SUSPENDED | 3 |
| TX_4_ULONG | 4 |
| TX_SLEEP | 4 |
| TX_WAIT_ERROR | 0x04 |
| TX_QUEUE_SUSP | 5 |
| TX_SIZE_ERROR | 0x05 |
| TX_GROUP_ERROR | 0x06 |
| TX_SEMAPHORE_SUSP | 6 |
| TX_EVENT_FLAG | 7 |
| TX_NO_EVENTS | 0x07 |
| TX_8_ULONG | 8 |
| TX_BLOCK_MEMORY | 8 |
| TX_OPTION_ERROR | 0x08 |
| TX_BYTE_MEMORY | 9 |
| TX_QUEUE_ERROR | 0x09 |
| TX_IO_DRIVER | 10 |
| TX_QUEUE_EMPTY | 0x0A |
| TX_FILE | 11 |
| TX_QUEUE_FULL | 0x0B |
| TX_TCP_IP | 12 |

| | |
|------------------------|---------------|
| TX_SEMAPHORE_ERROR | 0x0C |
| TX_MUTEX_SUSP | 13 |
| TX_NO_INSTANCE | 0x0D |
| TX_THREAD_ERROR | 0x0E |
| TX_PRIORITY_ERROR | 0x0F |
| TX_16_ULONG | 16 |
| TX_NO_MEMORY | 0x10 |
| TX_START_ERROR | 0x10 |
| TX_DELETE_ERROR | 0x11 |
| TX_RESUME_ERROR | 0x12 |
| TX_CALLER_ERROR | 0x13 |
| TX_SUSPEND_ERROR | 0x14 |
| TX_TIMER_ERROR | 0x15 |
| TX_TICK_ERROR | 0x16 |
| TX_ACTIVATE_ERROR | 0x17 |
| TX_THRESH_ERROR | 0x18 |
| TX_SUSPEND_LIFTED | 0x19 |
| TX_WAIT_ABORTED | 0x1A |
| TX_WAIT_ABORT_ERROR | 0x1B |
| TX_MUTEX_ERROR | 0x1C |
| TX_NOT_AVAILABLE | 0x1D |
| TX_NOT_OWNED | 0x1E |
| TX_INHERIT_ERROR | 0x1F |
| TX_NOT_DONE | 0x20 |
| TX_CEILING_EXCEEDED | 0x21 |
| TX_INVALID_CEILING | 0x22 |
| TX_FEATURE_NOT_ENABLED | 0xFF |
| TX_STACK_FILL | 0xEFEFEFEFUL |
| TX_WAIT_FOREVER | 0xFFFFFFFFFUL |

ThreadX Data Types

- TX_BLOCK_POOL 334
- TX_BYTE_POOL 334
- TX_EVENT_FLAGS_GROUP 335
- TX_MUTEX 335
- TX_QUEUE 336
- TX_SEMAPHORE 337
- TX_THREAD 337
- TX_TIMER 339
- TX_TIMER_INTERNAL 339

```

typedef struct TX_BLOCK_POOL_STRUCT
{
    ULONG tx_block_pool_id;
    CHAR *tx_block_pool_name;
    ULONG tx_block_pool_available;
    ULONG tx_block_pool_total;
    UCHAR *tx_block_pool_available_list;
    UCHAR *tx_block_pool_start;
    ULONG tx_block_pool_size;
    ULONG tx_block_pool_block_size;
    struct TX_THREAD_STRUCT
        *tx_block_pool_suspension_list;
    ULONG tx_block_pool_suspended_count;
    struct TX_BLOCK_POOL_STRUCT
        *tx_block_pool_created_next,
        *tx_block_pool_created_previous;

#ifdef TX_BLOCK_POOL_ENABLE_PERFORMANCE_INFO
    ULONG tx_block_pool_performance_allocate_count;
    ULONG tx_block_pool_performance_release_count;
    ULONG tx_block_pool_performance_suspension_count;
    ULONG tx_block_pool_performance_timeout_count;
#endif

    TX_BLOCK_POOL_EXTENSION /* Port defined */
} TX_BLOCK_POOL;

```

```

typedef struct TX_BYTE_POOL_STRUCT
{
    ULONG tx_byte_pool_id;
    CHAR *tx_byte_pool_name;
    ULONG tx_byte_pool_available;
    ULONG tx_byte_pool_fragments;
    UCHAR *tx_byte_pool_list;
    UCHAR *tx_byte_pool_search;
    UCHAR *tx_byte_pool_start;
    ULONG tx_byte_pool_size;
    struct TX_THREAD_STRUCT
        *tx_byte_pool_owner;
    struct TX_THREAD_STRUCT
        *tx_byte_pool_suspension_list;
    ULONG tx_byte_pool_suspended_count;
    struct TX_BYTE_POOL_STRUCT
        *tx_byte_pool_created_next,
        *tx_byte_pool_created_previous;

#ifdef TX_BYTE_POOL_ENABLE_PERFORMANCE_INFO

```

```

    ULONG tx_byte_pool_performance_allocate_count;
    ULONG tx_byte_pool_performance_release_count;
    ULONG tx_byte_pool_performance_merge_count;
    ULONG tx_byte_pool_performance_split_count;
    ULONG tx_byte_pool_performance_search_count;
    ULONG tx_byte_pool_performance_suspension_count;
    ULONG tx_byte_pool_performance_timeout_count;
#endif

    TX_BYTE_POOL_EXTENSION /* Port defined */

} TX_BYTE_POOL;

typedef struct TX_EVENT_FLAGS_GROUP_STRUCT
{
    ULONG tx_event_flags_group_id;
    CHAR *tx_event_flags_group_name;
    ULONG tx_event_flags_group_current;
    UINT tx_event_flags_group_reset_search;
    struct TX_THREAD_STRUCT
        *tx_event_flags_group_suspension_list;
    ULONG tx_event_flags_group_suspended_count;
    struct TX_EVENT_FLAGS_GROUP_STRUCT
        *tx_event_flags_group_created_next,
        *tx_event_flags_group_created_previous;
    ULONG tx_event_flags_group_delayed_clear;

#ifdef TX_EVENT_FLAGS_ENABLE_PERFORMANCE_INFO
    ULONG tx_event_flags_group_performance_set_count;
    ULONG tx_event_flags_group_performance_get_count;
    ULONG tx_event_flags_group_performance_suspension_count;
    ULONG tx_event_flags_group_performance_timeout_count;
#endif

#ifdef TX_DISABLE_NOTIFY_CALLBACKS

    VOID (*tx_event_flags_group_set_notify)(struct TX_EVENT_FLAGS_GROUP_STRUCT
    *);
#endif

    TX_EVENT_FLAGS_GROUP_EXTENSION /* Port defined */

} TX_EVENT_FLAGS_GROUP;

typedef struct TX_MUTEX_STRUCT
{
    ULONG tx_mutex_id;
    CHAR *tx_mutex_name;
    ULONG tx_mutex_ownership_count;

```

```

TX_THREAD *tx_mutex_owner;
UINT tx_mutex_inherit;
UINT tx_mutex_original_priority;
struct TX_THREAD_STRUCT
    *tx_mutex_suspension_list;
ULONG tx_mutex_suspended_count;
struct TX_MUTEX_STRUCT
    *tx_mutex_created_next,
    *tx_mutex_created_previous;
ULONG tx_mutex_highest_priority_waiting;
struct TX_MUTEX_STRUCT
    *tx_mutex_owned_next,
    *tx_mutex_owned_previous;

#ifdef TX_MUTEX_ENABLE_PERFORMANCE_INFO
    ULONG tx_mutex_performance_put_count;
    ULONG tx_mutex_performance_get_count;
    ULONG tx_mutex_performance_suspension_count;
    ULONG tx_mutex_performance_timeout_count;
    ULONG tx_mutex_performance_priority_inversion_count;
    ULONG tx_mutex_performance_priority_inheritance_count;
#endif

    TX_MUTEX_EXTENSION /* Port defined */

} TX_MUTEX;

typedef struct TX_QUEUE_STRUCT
{
    ULONG tx_queue_id;
    CHAR *tx_queue_name;
    UINT tx_queue_message_size;
    ULONG tx_queue_capacity;
    ULONG tx_queue_enqueued;
    ULONG tx_queue_available_storage;
    ULONG *tx_queue_start;
    ULONG *tx_queue_end;
    ULONG *tx_queue_read;
    ULONG *tx_queue_write;
    struct TX_THREAD_STRUCT
        *tx_queue_suspension_list;
    ULONG tx_queue_suspended_count;
    struct TX_QUEUE_STRUCT
        *tx_queue_created_next,
        *tx_queue_created_previous;

#ifdef TX_QUEUE_ENABLE_PERFORMANCE_INFO
    ULONG tx_queue_performance_messages_sent_count;
    ULONG tx_queue_performance_messages_received_count;

```



```

        ULONG tx_queue_performance_empty_suspension_count;
        ULONG tx_queue_performance_full_suspension_count;
        ULONG tx_queue_performance_full_error_count;
        ULONG tx_queue_performance_timeout_count;
    #endif

    #ifndef TX_DISABLE_NOTIFY_CALLBACKS
        VOID *tx_queue_send_notify)(struct TX_QUEUE_STRUCT *);
    #endif

        TX_QUEUE_EXTENSION /* Port defined */

} TX_QUEUE;

typedef struct TX_SEMAPHORE_STRUCT
{
    ULONG tx_semaphore_id;
    CHAR *tx_semaphore_name;
    ULONG tx_semaphore_count;
    struct TX_THREAD_STRUCT
        *tx_semaphore_suspension_list;
    ULONG tx_semaphore_suspended_count;
    struct TX_SEMAPHORE_STRUCT
        *tx_semaphore_created_next,
        *tx_semaphore_created_previous;

    #ifdef TX_SEMAPHORE_ENABLE_PERFORMANCE_INFO
        ULONG tx_semaphore_performance_put_count;
        ULONG tx_semaphore_performance_get_count;
        ULONG tx_semaphore_performance_suspension_count;
        ULONG tx_semaphore_performance_timeout_count;
    #endif

    #ifndef TX_DISABLE_NOTIFY_CALLBACKS
        VOID (*tx_semaphore_put_notify)(struct TX_SEMAPHORE_STRUCT *);
    #endif

        TX_SEMAPHORE_EXTENSION /* Port defined */

} TX_SEMAPHORE;

typedef struct TX_THREAD_STRUCT
{
    ULONG tx_thread_id;
    ULONG tx_thread_run_count;
    VOID *tx_thread_stack_ptr;
    VOID *tx_thread_stack_start;
    VOID *tx_thread_stack_end;

```

```

ULONG tx_thread_stack_size;
ULONG tx_thread_time_slice;
ULONG tx_thread_new_time_slice;
struct TX_THREAD_STRUCT
    *tx_thread_ready_next,
    *tx_thread_ready_previous;

TX_THREAD_EXTENSION_0 /* Port defined */

CHAR *tx_thread_name;
UINT tx_thread_priority;
UINT tx_thread_state;
UINT tx_thread_delayed_suspend;
UINT tx_thread_suspending;
UINT tx_thread_preempt_threshold;
VOID (*tx_thread_schedule_hook)(struct TX_THREAD_STRUCT *, ULONG);
VOID (*tx_thread_entry)(ULONG);
ULONG tx_thread_entry_parameter;
TX_TIMER_INTERNAL tx_thread_timer;
VOID (*tx_thread_suspend_cleanup)(struct TX_THREAD_STRUCT *);
VOID *tx_thread_suspend_control_block;
struct TX_THREAD_STRUCT
    *tx_thread_suspended_next,
    *tx_thread_suspended_previous;
ULONG tx_thread_suspend_info;
VOID *tx_thread_additional_suspend_info;
UINT tx_thread_suspend_option;
UINT tx_thread_suspend_status;

TX_THREAD_EXTENSION_1 /* Port defined */

struct TX_THREAD_STRUCT
    *tx_thread_created_next,
    *tx_thread_created_previous;

TX_THREAD_EXTENSION_2 /* Port defined */

VOID *tx_thread_filex_ptr;

UINT tx_thread_user_priority;
UINT tx_thread_user_preempt_threshold;
UINT tx_thread_inherit_priority;
ULONG tx_thread_owned_mutex_count;
struct TX_MUTEX_STRUCT*tx_thread_owned_mutex_list;

#ifdef TX_THREAD_ENABLE_PERFORMANCE_INFO
    ULONG tx_thread_performance_resume_count;
    ULONG tx_thread_performance_suspend_count;
    ULONG tx_thread_performance_solicited_preemption_count;
    ULONG tx_thread_performance_interrupt_preemption_count;

```

```

    ULONG tx_thread_performance_priority_inversion_count;
    struct TX_THREAD_STRUCT
        *tx_thread_performance_last_preempting_thread;
    ULONG tx_thread_performance_time_slice_count;
    ULONG tx_thread_performance_relinquish_count;
    ULONG tx_thread_performance_timeout_count;
    ULONG tx_thread_performance_wait_abort_count;
#endif
    VOID *tx_thread_stack_highest_ptr;
#ifdef TX_DISABLE_NOTIFY_CALLBACKS
    VOID (*tx_thread_entry_exit_notify)
        (struct TX_THREAD_STRUCT *, UINT);
#endif

    TX_THREAD_EXTENSION_3 /* Port defined */

    TX_THREAD_USER_EXTENSION

} TX_THREAD;

typedef struct TX_TIMER_STRUCT
{
    ULONG tx_timer_id;
    CHAR *tx_timer_name;
    TX_TIMER_INTERNAL tx_timer_internal;
    struct TX_TIMER_STRUCT
        *tx_timer_created_next,
        *tx_timer_created_previous;

#ifdef TX_TIMER_ENABLE_PERFORMANCE_INFO
    ULONG tx_timer_performance_activate_count;
    ULONG tx_timer_performance_reactivate_count;
    ULONG tx_timer_performance_deactivate_count;
    ULONG tx_timer_performance_expiration_count;
    ULONG tx_timer_performance_expiration_adjust_count;
#endif

} TX_TIMER;

typedef struct TX_TIMER_INTERNAL_STRUCT
{
    ULONG tx_timer_internal_remaining_ticks;
    ULONG tx_timer_internal_re_initialize_ticks;
    VOID (*tx_timer_internal_timeout_function)(ULONG);
    ULONG tx_timer_internal_timeout_param;
    struct TX_TIMER_INTERNAL_STRUCT
        *tx_timer_internal_active_next,
        *tx_timer_internal_active_previous;

```

```
    struct TX_TIMER_INTERNAL_STRUCT  
        *tx_timer_internal_list_head;  
} TX_TIMER_INTERNAL;
```

ASCII Character Codes

● ASCII Character Codes in HEX 342

ASCII Character Codes in HEX

| | | <i>most significant nibble</i> | | | | | | | |
|---------------------------------|----|--------------------------------|-----|----|----|----|----|----|-----|
| | | 0_ | 1_ | 2_ | 3_ | 4_ | 5_ | 6_ | 7_ |
| <i>least significant nibble</i> | _0 | NUL | DLE | SP | 0 | @ | P | ' | p |
| | _1 | SOH | DC1 | ! | 1 | A | Q | a | q |
| | _2 | STX | DC2 | " | 2 | B | R | b | r |
| | _3 | ETX | DC3 | # | 3 | C | S | c | s |
| | _4 | EOT | DC4 | \$ | 4 | D | T | d | t |
| | _5 | ENQ | NAK | % | 5 | E | U | e | u |
| | _6 | ACK | SYN | & | 6 | F | V | f | v |
| | _7 | BEL | ETB | ' | 7 | G | W | g | w |
| | _8 | BS | CAN | (| 8 | H | X | h | x |
| | _9 | HT | EM |) | 9 | I | Y | i | y |
| | _A | LF | SUB | * | : | J | Z | j | z |
| | _B | VT | ESC | + | ; | K | [| \ | } |
| | _C | FF | FS | , | < | L | \ | | |
| | _D | CR | GS | - | = | M |] | m | } |
| | _E | SO | RS | . | > | N | ^ | n | ~ |
| | _F | SI | US | / | ? | O | _ | o | DEL |

Index

Symbols

`_application_ISR_entry` 98
`_tx_thread_context_restore` 98, 297
`_tx_thread_context_save` 98, 297
`_tx_thread_stack_error_handler` 60

A

abort suspension of specified thread 270
accelerated development
 benefit of ThreadX 24
activate an application timer 276
activations
 number of 93
 total number of 93
adding assign/release facilities in the device driver 295
advanced driver issue 301
alleviating some buffer allocation processing 307
allocate bytes of memory 124
allocate fixed-size block of memory 106
allocation algorithm 88
allocation of processing 20
allocation suspensions
 high number of 86, 90
 number of 86, 89
 total number of 86, 89
allocation timeouts
 number of 86, 89
 total number of 86, 89
allocations
 number of 89
 total number of 89
ANSI C 16
application define 310
application definition function 48
application downloaded to target 26
application entry point 46
application linked 26
application located on host 26
application notification registration 68
application output request 303
application resources 71, 77

application run-time behavior 61
application specific modifications 17
application timer control block 93
application timers 27, 44, 91, 92
application-specific modifications 17
application-specific processing 52
architecture
 non-layering picokernel 16
ASCII character codes in HEX 342
assembly language 16
asynchronous events 94

B

Background Debug Mode (BDM) 26
basic service call error checking
 disable 33
basic thread suspension 51
BDM (Background Debug Mode) 26
binary semaphores 71, 76
black-box problem elimination 17
block memory services 322
block size 84
Block TX_MUTEX 79
Block TX_THREAD 55
blocks allocated
 number of 86
 total number of 86
blocks released
 number of 86
 total number of 86
buffer I/O management 304
buffered device drivers 305
buffered driver responsibilities 305
buffered I/O advantage 305
buffered output 296
buffering messages 67
byte memory area 301
byte memory services 322

C

C library 16
C main function 29

- C pointers **84, 88**
- C source code **16**
- change an application timer **278**
- change priority of an application thread **252**
- changes time-slice of application thread **268**
- changing the baud rate of a serial device **295**
- circular buffer input **301**
- circular buffers **301, 303**
- circular byte buffers **301**
- circular output buffer **303**
- clock tick **29**
- compiled application **26**
- compiler tool **44**
- completed state **50, 51**
- configuration options **31**
 - fastest execution **32**
 - smallest code size **32**
- constant **44**
- constant area **44**
- context of last execution **57**
- context switch overhead **62**
- context switches **22, 62, 63**
- context switching and polling **23**
- control-loop based applications **23**
- corrupt memory **60**
- counting semaphore
 - delete **210**
 - get instance from **212**
 - get performance information **218**
 - get system performance information **220**
 - notify application when put **226**
 - place instance in **224**
 - place instance with ceiling **206**
 - prioritize suspension list **222**
 - retrieve information about **216**
- counting semaphores **70, 71, 74, 77, 297**
- create a memory pool of bytes **128**
- create a message queue **178**
- create an application thread **228**
- create an application timer **280**
- create an event flags group **142**
- create mutual exclusion mutex **162**
- create pool of fixed-size memory blocks **110**
- creating application timers **92**
- creating counting semaphores **72**
- creating event flags groups **81**
- creating memory block pools **84**
- creating memory byte pools **87**
- creating message queues **66**
- creating mutexes **77**
- critical sections **71, 77**

- current device status **296**
- current thread point **313**
- currently executing thread **57**
- Customer Support Center **12**

D

- data buffering **300, 301**
- deactivate an application timer **282**
- deactivations
 - number of **93**
 - total number of **93**
- deadlock **74, 79**
- deadlock condition **74**
- deadly embrace **74, 79**
- debugger **26**
- debugger communication **26**
- debugging multithreaded applications **64**
- debugging pitfalls **64**
- de-fragmentation
 - definition of **87**
- delete a message queue **180**
- delete an application timer **284**
- delete counting semaphore **210**
- delete memory block pool **112**
- delete mutual exclusion mutex **164**
- demo_threadx.c **28, 310, 315**
- demo.threadx.c **310**
- demonstration application **31**
- demonstration system **310**
- deterministic **83**
- deterministic real-time behavior **90**
- deterministic response times **22**
- development tool
 - compiler **44**
 - linker **44**
 - locator **44**
- development tool initialization **46, 47**
- development tools **44**
- device drivers **301**
- device error counts **296**
- device interrupt frequency **307**
- device interrupts **301, 307**
- disable ThreadX timer logic **36**
- disabling basic service call error checking **33**
- disabling notify callbacks for ThreadX objects **33**
- disabling the preemption-threshold feature
 - defining **34**
- disabling 0xEF value in byte of thread stack
 - defining **34**
- distribution file **315**
 - demo.threadx.c **315**

- dividing the application 23
- division of application into threads 24
- DMA 301
- does not minimize interrupt lockout time 36
- driver access 294, 295
- driver control 294, 295
- driver example 296, 297
- driver functions 294
- driver initialization 294, 295
- driver input 294, 295
- driver input interface 307
- driver interrupts 294, 296
- driver output 294, 296
- driver status 294, 296
- driver termination 294, 296
- dynamic memory 44, 46
- dynamic memory usage 46

E

- ease of use
 - ThreadX 24
- elimination of internal system timer thread
 - defining 37
- embedded applications 20
 - allocation of processor between tasks 20
 - definition 20
 - definition of 20
 - multitasking 20
- embraces avoided 75
- empty messages in a message queue 182
- enable and disable interrupts 160
- enable the event gathering code for creating a
 - TraceX trace buffer 34
- enabling performance gathering information on
 - mutexes 36
- enabling performance information gathering on
 - block pools 33
- enabling performance information gathering on
 - byte pools 33
- enabling performance information gathering on
 - event flags groups 35
- enabling performance information gathering on
 - queues 36
- enabling performance information gathering on
 - timers 37
- entry function 322
- entry point 49
- entry point of the thread 312
- entry point of thread 312
- event flag services 323
- event flags 48, 51, 80
 - get event flags from group 146
 - get performance information 152
 - notify application when set 158
 - retrieve information about group 150
 - retrieve performance system information 154
 - set flags in group 156
- event flags get suspensions
 - number of 82
 - total number of 82
- event flags get timeouts
 - number of 82
 - total number of 82
- event flags gets
 - number of 82
 - total number of 82
- event flags group
 - create 142
- event flags group control block 83
- event flags groups 29
- event flags set notification 81
- event flags sets
 - number of 82
 - total number of 82
- event notification 71, 76
- event_flags_0 314
- event-chaining 68
 - advantages of 69, 73, 82
- example of suspended threads 75
- example system 29
- excessive timers 94
- exchanging a free buffer for an input buffer 307
- executing state 50, 51
- execution
 - initialization 43
 - interrupt service routines (ISR) 42
- execution context 58
- execution overview 42
- expiration adjustments
 - number of 93
 - total number of 93
- expirations
 - number of 93
 - total number of 93
- external events 62

F

fast memory **46**
 faster time to market
 benefit of ThreadX **24**
 FIFO order **67, 72, 77, 85, 89**
 first_unused_memory **30**
 first-available RAM **48**
 first-fit memory allocation **87**
 first-in-first-out (FIFO) **53**
 fixed-size block of memory
 allocation of **106**
 fixed-size blocks **84**
 fixed-size memory **83**
 fixed-size memory blocks
 create pool of **110**
 fixed-sized messages **66**
 fragmentation **83**
 definition of **87**
 fragmented pool **88**
 fragments created
 number of **89**
 total number of **89**
 fragments merged
 number of **89**
 total number of **89**
 fragments searched
 number of **89**
 total number of **89**
 function call nesting **58**
 function calls **57**

G

gathering of performance information on
 semaphores **37**
 get a message from message queue **196**
 get block pool performance information **116**
 get block pool system performance information
 118
 get byte pool performance information **134**
 get byte pool system performance information
 136
 get event flags from event flags group **146**
 get event flags group performance information
 152
 get instance from counting semaphore **212**
 get mutex performance information **170**
 get mutex system performance information **172**
 get queue performance information **190**
 get queue system performance information **192**

get semaphore performance information **218**
 get semaphore system performance information
 220
 get thread performance information **242**
 get thread system performance information **246**
 get timer performance information **288**
 get timer system performance information **290**
 getting started **25**
 global data structures **26**
 global variables **45**
 globals **61**

H

hardware devices **294**
 hardware interrupt **44**
 hardware interrupts **296**
 heterogeneous **52**
 hidden system thread **94**
 high throughput I/O **305**
 highest priority thread **312**
 high-frequency interrupts **98**
 host computers **26**
 host considerations **26**

I

I/O buffer **304**
 I/O buffering **301**
 I/O drivers **294**
 ICE (In-Circuit Emulation) **26**
 idle system returns
 low number of **64**
 number of **64**
 IEC 60335-1 **19**
 IEC 60730 Annex H **19**
 IEC 61508 **18**
 IEC 62304 **18**
 IEC/UL 60730-1 **19**
 IEEE 1149.1 **26**
 improve the tx_thread_resume and
 tx_thread_suspend API calls **35**
 improved responsiveness
 ThreadX benefit **22**
 In-Circuit Emulation (ICE) **26**
 increased throughput **22**
 in-house kernels **17**
 initial condition of a mutex **77**
 initial execution **311**
 initialization **42, 43, 46**
 initialization process **46**

- initialized data **44, 45**
- input and output notifications **297**
- input buffer **301, 302**
- input buffer list **305**
- input byte requests **302**
- input bytes **296**
- input characters **301**
- input semaphore **298**
- input-output lists **306**
- installation
 - troubleshooting **31**
- installation of ThreadX **28**
- instruction **44**
- instruction area **44**
- instruction image of ThreadX **16**
- International Electrotechnical Commission (IEC)
 - 61508 and IEC 62304 **18**
- International Electrotechnical Commission (IEC)
 - 62304 **18**
- interrupt control **95, 323**
 - enable and disable **160**
- interrupt frequency **307**
- interrupt latency **98**
- interrupt management **307**
- interrupt preemptions
 - number of **63, 64**
- interrupt service routines **42, 43**
- interrupt vector handlers **297**
- interrupting **54**
- interrupts **42, 48, 94**
- invalid pointer **61**
- ISR
 - handling transmit complete interrupt **299**
- ISR template **97**
- ISRs **42**
 - memory cannot be called from **87**

J

- JTAG **26**

L

- large local data **60**
- linker tool **44**
- linking multiple packets **304**
- Linux **26**
- Linux development platform **28**
- local storage **56**
- local variable allocation **58**
- local variables **57**

- locator tool **44**
- locking out interrupts **303**
- logic for circular input buffer **302**
- logic for circular output buffer **303**
- logical AND/OR operation **80**
- lower-priority threads
 - not suspending **64**
- low-level initialization **47**

M

- main **30, 47, 49**
- main function **47**
- malloc calls **87**
- memory **51**
- memory areas **44**
- memory block in cache **84**
- memory block pool **83**
 - delete **112**
 - get performance information about **116**
 - get system performance for **118**
 - prioritize suspension list **120**
 - release fixed size block **122**
 - retrieve information about **114**
- memory block pool control block **86**
- memory block pools **83**
- memory block size **84**
- memory byte pool **87, 90**
 - allocate **124**
 - create **128**
 - get performance information **134**
 - get system performance information **136**
 - prioritize suspension list **138**
 - release bytes to pool **140**
- memory byte pool control block **90**
- memory pitfalls **60**
- memory pools **29, 46, 48**
- memory usage **44**
- merging of adjacent memory blocks **87**
- message destination pitfall **70**
- message queue **65**
 - create **178**
 - delete **180**
 - empty messages from **182**
 - get message from queue **196**
 - get queue performance information **190**
 - get system performance information **192**
 - notify application when message is sent to
 - queue **204**
 - prioritize suspension list **194**

- retrieve information about **188**
- send message to front of queue **184**
- send message to queue **200**
- message queue capacity **66**
- message size **66**
- messages received
 - total number of **69**
- messages sent
 - total number of **69**
- microkernel vs. picokernel architecture **16**
- minimum stack size **58**
 - defining **36**
- MISRA C
 - 2004 **19**
 - 2012 **19**
- MISRA C Compliant **19**
- misuse of thread priorities **61**
- multiple buffers **304**
- multiple synchronization events **68**
- multitasking **20**
- multithreaded **50**
- multithreaded environment **23**
- multithreading **61, 62, 65**
- mutex
 - create **162**
 - delete **164**
 - get information about **168**
 - get ownership of **166**
 - get performance information **170**
 - get system performance information **172**
 - prioritize suspension list **174**
 - release ownership of **176**
- mutex get suspensions
 - number of **78**
 - total number of **78**
- mutex get timeouts
 - high number of **78**
 - number of **78**
 - total number of **78**
- mutex gets
 - number of **78**
 - total number of **78**
- mutex mutual exclusion **77**
- mutex priority inheritances
 - number of **78**
 - total number of **78**
- mutex priority inversions
 - number of **78**
 - total number of **78**
- mutex puts

- number of **78**
- total number of **78**
- mutex services **323**
- mutex_0 **314**
- mutexes **29, 48, 51, 55, 62, 76, 77**
- mutual exclusion **71, 74, 76, 79**
- my_thread_entry **30**

N

- non-idle system returns
 - number of **64**
- nondeterministic behavior **83, 90**
- nondeterministic priority inversion **55, 62, 80**
- non-reentrant **61**
- notify application upon thread entry and exit **234**
- notify application when event flags are set **158**
- notify application when message sent to queue **204**
- notify application when semaphore is put **226**
- number of threads **55**

O

- observing the demonstration **314**
- obtain ownership of mutex **166**
- OCD **26**
- OCD (on chip debug) **26**
- on-chip debug **26**
- one-shot timer **91**
- optimized driver ISRs **301**
- optimizing applications **69**
- order of thread execution **311**
- output buffer **303**
- output buffer list **305**
- output bytes **296**
- output semaphore **297**
- overhead **88**
 - associated with multi-threaded kernels **23**
 - reduction due to multi-threading **23**
- overhead impact of multi-threaded environments **23**
- overview **310**
 - ThreadX **16**
- overwriting memory blocks **87, 91**
- ownership count **77**

P

- packet I/O **301**
- performance of embedded microprocessors **304**

- periodic interrupt **27**
- periodic timers **91**
- periodics **44**
- physical memory **46**
- picokernel **16**
- picokernel architecture **16**
- pitfall **76, 79**
- place an instance in counting semaphore **224**
- place an instance in counting semaphore with ceiling **206**
- polling
 - definition of **296**
- polling as work around to control loop response time **22**
- pool capacity **84, 88**
- pool memory area **85, 88**
- portability of ThreadX **16, 24**
- preemption **53, 54**
- preemption-threshold **54, 55, 62, 63, 76**
 - changing during run-time **55**
 - too low **64**
- preemptive scheduling **22**
- priorities
 - thread control block field **57**
- prioritize block pool suspension list **120**
- prioritize byte pool suspension list **138**
- prioritize mutex suspension list **174**
- prioritize queue suspension list **194**
- prioritize semaphore suspension list **222**
- priority **52**
- priority ceiling **54**
- priority inheritance **55, 62, 79**
- priority inversion **54, 61, 76, 79**
- priority inversions
 - number of **64**
- priority levels for ThreadX
 - defining **35**
- priority of internal ThreadX timer thread
 - defining **38**
- priority overhead **62**
- priority zero **94**
- priority-based scheduling **22**
- process
 - definition of **21**
- process oriented operating system **21**
- processing bandwidth **61, 98**
- processing time allocation prior to real-time kernels **22**
- processor allocation **23**
- processor allocation logic **23**
- processor isolation **23**

- processor reset **42**
- processor-independent interface provided by ThreadX **23**
- producer-consumer **71**
- product distribution **27**
- program execution
 - types of **42**
- protecting the software investment
 - ThreadX guarantees migration path **24**
- public resource **66, 71, 76, 91**
 - memory blocks **84**
 - memory byte pool **87**

Q

- queue control **70**
- queue empty suspensions
 - total number of **69**
- queue event-chaining **68**
- queue full error returns
 - total number of **69**
- queue full suspensions **69**
 - total number of **69**
- queue memory area **67**
- queue messages **51**
- queue performance information **69**
- queue send notification **68**
- queue services **324**
- queue timeouts
 - total number of **69**
- queue_0 **312**
- queues **29, 46, 48**

R

- RAM
 - first available **48**
 - initialized data area **45**
 - placing stack in **58**
 - queue memory area in **67**
 - requirements **26**
- reactivation of ThreadX timers in-line
 - defining **36**
- reactivations (periodic timers)
 - number of **93**
 - total number of **93**
- read and write pointers **302**
- read pointer **302**
- readme_threadx.txt **26, 27, 30, 31, 32, 97**
- ready state **50, 51**
- ready thread **42**

real-time **83**
 definition of **20**
 real-time software
 definition of **20**
 real-time systems **42, 54**
 device drivers embedded in **294**
 re-creating thread **51**
 recursive algorithms **60**
 redundant polling **23**
 reentrancy of threads **60**
 reentrant **60**
 reentrant function **60**
 register thread stack error notification callback
 262
 relative time **94**
 release a fixed-size block of memory **122**
 release bytes back to memory pool **140**
 release ownership of mutex **176**
 releases
 number of **89**
 total number of **89**
 Relinquish control to other application threads
 254
 removing logic for initializing ThreadX global C
 data structures **34**
 reset **46, 48**
 reset thread **256**
 responsive processing **55**
 re-starting thread **51**
 resume suspended application thread **258**
 retrieve information about an application timer
 286
 retrieve information about block pool **114**
 retrieve information about event flags group **150**
 retrieve information about mutex **168**
 retrieve information about queue **188**
 retrieve information about semaphore **216**
 retrieve information about thread **238**
 retrieve performance system information about
 event flags group **154**
 retrieves current time
 time
 retrieve **272**
 retrieves pointer to currently executing thread
 236
 ROM
 instruction area location **44**
 location of instruction area **45**
 ROM requirements for target **26**
 round-robin scheduling **53**

RTOS standard **18**
 run-time
 preemption-threshold changing during **55**
 run-time application timer performance **93**
 run-time behavior **23, 61**
 run-time block pool performance **85**
 run-time byte pool performance **89**
 run-time configuration **90**
 run-time control. **295**
 run-time event flags performance **82**
 run-time image **16**
 run-time mutex performance **78**
 run-time queue performance **69**
 run-time semaphore performance **73**
 run-time stack checking **35, 60**
 run-time statistics **296**
 run-time status **296**
 run-time thread performance **63**

S

Safety Certifications **18**
 UL Certification **19**
 ThreadX Certification Pack **19**
 scalability **16**
 scaling among micro-controller-based
 applications **16**
 scheduling **48**
 scheduling loop **57**
 scheduling threads **42**
 seeking a new sector on a disk **295**
 semaphore control block **74, 79**
 semaphore event-chaining **73**
 semaphore get suspensions
 number of **73**
 total number of **73**
 semaphore get timeouts
 high number of **74**
 number of **73**
 total number of **73**
 semaphore gets
 number of **73**
 total number of **73**
 semaphore put notification **72**
 semaphore puts
 number of **73**
 total number of **73**
 semaphore services **324**
 semaphore_0 **313**
 semaphores **29, 48, 51, 76**

- semi-independent program segment **48**
 - send a message to message queue **200**
 - send message to the front of queue **184**
 - service call preemptions **64**
 - number of **63, 64**
 - service call time-outs **27**
 - set event flags in an event flag group **156**
 - sets the current time **274**
 - setting both the read and write buffer pointers to
 - beginning address of buffer **301**
 - setting the output semaphore **299**
 - simple **300**
 - simple driver initialization **297, 298**
 - simple driver input **298**
 - simple driver output **299, 300**
 - simple driver shortcomings **300**
 - simplifying development with threads **24**
 - size and location of I/O buffers **304**
 - size of ThreadX **16**
 - slow memory **46**
 - software maintenance **22**
 - stack **42**
 - stack areas
 - preset with data pattern prior to creating threads **59**
 - stack corruption **60**
 - stack error handler **35**
 - stack error handling routine **60**
 - stack memory area **59**
 - stack pointer **57**
 - stack preset **59**
 - stack size **65, 310**
 - stack size of internal ThreadX timer thread
 - defining **38**
 - stack space **56**
 - stacks **46, 48**
 - starvation **54**
 - of threads **61**
 - starving threads **61**
 - static memory **44**
 - static memory usage **44**
 - static variables **45**
 - statics **61**
 - suspend an application thread **264**
 - suspended current thread for specified time **260**
 - suspended state **50, 51**
 - suspension **96**
 - suspension aborts
 - number of **64**
 - system reset **46, 49**
 - system stack **26, 44, 45**
 - system throughput
 - impact on **23**
- ## T
- tailoring kernel with assembly language **16**
 - target
 - address space of **67**
 - interrupt source requirements **27**
 - ROM requirements **26**
 - target address space **85**
 - target considerations **26**
 - target download **26**
 - target's address space **58, 88**
 - task
 - definition of **20, 21**
 - ThreadX does not use term **21**
 - tasks vs. threads **21**
 - terminated state **50, 51**
 - terminates an application thread **266**
 - Thread **313**
 - thread
 - abort suspension of **270**
 - change priority of **252**
 - changes time slice of **268**
 - control block of **55**
 - create **228**
 - critical sections **54**
 - definition of **21**
 - get performance information **242**
 - get system performance **246**
 - highest priority **312**
 - notify application when entering and exiting **234**
 - register stack error notification **262**
 - relinquish control to other threads **254**
 - reset **256**
 - resume suspended **258**
 - retrieve information about **238**
 - retrieves pointer to executing thread **236**
 - stack area **58**
 - stack for saving context of execution **57**
 - stack of **56, 57**
 - suspend **264**
 - suspend for specified time **260**
 - term that replaces task **21**
 - terminate **266**
 - thread 0 **312**
 - thread 1 **312**

- thread 2 **312**
- Thread 3 **313**
- Thread 4 **313**
- thread 5 **313**
- thread 6 **314**
- thread 7 **314**
- thread control **55**
- thread control block fields **57**
- thread control services **325**
- thread counters **314**
- thread creation **55**
- Thread Entry/Exit Notification **52**
- thread execution **42, 48, 313**
- thread execution states **50**
- thread identity **313**
- thread model **21**
- thread preemption **51**
- thread priorities **52, 61**
- thread priority pitfalls **61**
- thread relinquishes
 - number of **64**
- thread resumptions
 - number of **63**
- thread scheduling **53**
- thread scheduling loops **42, 47**
- thread stack area **57**
- thread stack sizes **59**
- thread starvation **61**
- thread state transition **50**
- thread states **50**
- thread suspension **67, 72, 81, 85, 88, 307**
- thread suspensions
 - number of **63**
- thread timeouts
 - number of **64**
- Thread_0 **312**
- thread_0 **312, 314**
- thread_0_entry **312**
- Thread_1 **312**
- thread_1_counter **315**
- thread_1_entry **312**
- thread_2 **312**
- thread_2_counter **315**
- thread_2_entry **312**
- thread_3 **313**
- thread_3_and_4_entry **313**
- thread_4 **313**
- thread_5 **312, 313, 314**
- thread_5_entry **313**
- thread_6 **314**
- thread_6_and_7_entry **314**
- thread_7 **314**
- threads **29, 48, 52, 55**
 - number of **55**
 - simplifying development with **24**
- threads 3 and 4 **313**
- ThreadX
 - block memory pool **304**
 - constants **327**
 - data types **11**
 - demo application **31**
 - deployed in two-billion devices **18**
 - distribution contents **27**
 - ease of use **24**
 - initialization **310**
 - installation **28**
 - instruction image of **16**
 - managed interrupts **95**
 - overview **16**
 - portability **16**
 - portability of **24**
 - primary purpose of **20**
 - processor-independent interface **23**
 - RTOS standard for deeply embedded applications **18**
 - services **99**
 - size of **16**
 - supported processors **310**
 - synchronization primitive **52**
 - using **29**
- ThreadX benefit **21**
 - accelerated development **24**
 - faster time to market **24**
 - improve time-to-market **24**
 - improved responsiveness **22**
- ThreadX_Express_Startup.pdf **27**
- throughput reduction **23**
- tick counter **94**
- time
 - set **274**
 - suspension for **51**
- time services **326**
- time slicing **53**
 - service call function **27**
- time-outs **44, 67**
 - service call **27**
- timer
 - activate **276**
 - change **278**
 - create **280**

- deactivate **282**
- delete **284**
- get performance information **288**
- get system performance information **290**
- retrieve information about **286**
- timer accuracy **92**
- timer execution **92**
- timer intervals **91**
- timer related functions **27**
- timer services **92, 326**
- timer setup **91**
- timer ticks **53, 91, 92, 94**
- timers **48**
- time-slice **53, 57**
 - number of **64**
- time-slices
 - number of **64**
- time-slicing **92**
- transmitting and receiving data with buffers **304**
- transmitting or receiving individual packets of data **304**
- troubleshooting **31**
 - installation **31**
 - tips **31**
 - where to send information **31**
- TÜV Certification **18**
- TX_AND_CLEAR **80**
- tx_api.h **28, 29, 30, 55, 70, 74, 79, 83, 86, 90, 93**
- tx_application_define **29, 30, 47, 48, 49, 295, 297, 310, 311**
- TX_AUTO_START **311**
- tx_block_allocate **95, 106**
- TX_BLOCK_MEMORY (0x08) **56**
- TX_BLOCK_POOL **86, 334**
- tx_block_pool_create **110, 120**
- tx_block_pool_delete **112**
- TX_BLOCK_POOL_ENABLE_PERFORMANCE_INFO **33, 85**
- tx_block_pool_info_get **95, 114**
- tx_block_pool_performance_info_get **86, 95, 116**
- tx_block_pool_performance_system_info_get **86, 95, 118**
- tx_block_pool_prioritize **85, 95, 120**
- tx_block_release **95, 122**
- tx_byte_allocate **124, 132**
- TX_BYTE_MEMORY (0x09) **56**
- TX_BYTE_POOL **90, 334, 335**
- tx_byte_pool_create **128, 138**
- tx_byte_pool_delete **130**
- TX_BYTE_POOL_ENABLE_PERFORMANCE_INFO **89**
- tx_byte_pool_info_get **95**
- tx_byte_pool_performance_info_get **90, 95, 134**
- tx_byte_pool_performance_system_info_get **90, 95, 136**
- tx_byte_pool_prioritize **89, 95, 138**
- tx_byte_release **140**
- TX_COMPLETED (0x01) **56**
- TX_DISABLE_ERROR_CHECKING **33**
- TX_DISABLE_ERROR_CHECKING **99**
- TX_DISABLE_NOTIFY_CALLBACKS **33**
- TX_DISABLE_PREEMPTION_THRESHOLD **34**
- TX_DISABLE_REDUNDANT_CLEARING **34**
- TX_DISABLE_STACK_FILLING **34**
- TX_ENABLE_EVENT_TRACE **34**
- TX_ENABLE_STACK_CHECKING **35, 60**
- TX_EVENT_FLAG (0x07) **56**
- tx_event_flags_create **142, 150**
- tx_event_flags_delete **144**
- TX_EVENT_FLAGS_ENABLE_PERFORMANCE_INFO **35, 82**
- tx_event_flags_get **80, 96, 146**
- TX_EVENT_FLAGS_GROUP **83, 335**
- tx_event_flags_info_get **96, 150**
- tx_event_flags_performance **152**
- tx_event_flags_performance_info_get **83, 96**
- tx_event_flags_performance_system_info_get **83, 96, 154**
- tx_event_flags_set **80, 96, 156**
- tx_event_flags_set_notify **81, 96, 158**
- tx_ill assembly file **91**
- TX_INCLUDE_USER_DEFINE_FILE **32**
- tx_initialize_low_level **27**
- TX_INLINE_THREAD_RESUME_SUSPEND **35**
- tx_interrupt_control **95, 96, 160**
- TX_IO_BUFFER **304**
- tx_kernel_enter **29, 30, 47, 49**
- TX_MAX_PRIORITIES **35**
- TX_MINIMUM_STACK **36, 58**
- TX_MISRA_ENABLE **36**
- TX_MUTEX **335, 336**
- tx_mutex_create **162**
- tx_mutex_delete **164**
- TX_MUTEX_ENABLE_PERFORMANCE_INFO **36, 78**
- tx_mutex_get **76, 166**
- tx_mutex_info_get **168**

- tx_mutex_performance_info_get 78, 96, 170
- tx_mutex_performance_system_info_get 78, 96, 172
- tx_mutex_prioritize 77, 174
- tx_mutex_put 76, 176
- TX_MUTEX_SUSP (0x0D) 56
- tx_next_buffer 305
- tx_next_packet 304
- TX_NO_TIMER 36
- TX_NOT_INTERRUPTABLE 36
- TX_OR_CONSUME 80
- tx_port.h 11, 28, 36
- TX_QUEUE 70, 336, 337
- tx_queue_create 178
- tx_queue_delete 180
- TX_QUEUE_ENABLE_PERFORMANCE_INFO 36, 69
- tx_queue_flush 182
- tx_queue_front_send 96, 184
- tx_queue_info_get 96, 188
- tx_queue_performance_info_get 69, 96, 190
- tx_queue_performance_system_info_get 69, 96, 192
- tx_queue_prioritize 67, 96, 194
- tx_queue_receive 65, 96, 196
- tx_queue_send 63, 65, 96, 200
- tx_queue_send_notify 68, 96, 204
- TX_QUEUE_SUSP (0x05) 56
- TX_REACTIVATE_INLINE 36
- TX_READY (0x00) 56
- tx_sdriver_initialize 297
- tx_sdriver_input 298
- tx_sdriver_output 300
- TX_SEMAPHORE 74, 337
- tx_semaphore_ceiling_put 71, 96, 206
- tx_semaphore_create 208
- tx_semaphore_delete 210
- TX_SEMAPHORE_ENABLE_PERFORMANCE_INFO 37, 73
- tx_semaphore_get 68, 70, 96, 212
- tx_semaphore_info_get 96, 216
- tx_semaphore_performance_info_get 74, 96, 218
- tx_semaphore_performance_system_info_get 74, 96, 220
- tx_semaphore_prioritize 72, 96, 222
- tx_semaphore_put 68, 70, 96, 224
- tx_semaphore_put_notify 72, 96, 226
- TX_SEMAPHORE_SUSP (0x06) 56
- TX_SLEEP (0x04) 56
- TX_SUSPENDED (0x03) 56
- TX_TERMINATED (0x02) 56
- TX_THREAD 46, 337, 339
- tx_thread_create 30, 48, 228, 238
- tx_thread_current_ptr 57, 65
- tx_thread_delete 232, 270
- TX_THREAD_ENABLE_PERFORMANCE_INFO 37, 63
- tx_thread_entry_exit_notify 52, 96, 234
- tx_thread_identify 57, 96, 236
- tx_thread_info_get 96, 238
- tx_thread_performance_info_get 64, 96, 242
- tx_thread_performance_system_info_get 64, 96, 246
- tx_thread_preemption_change 250
- tx_thread_priority_change 252
- tx_thread_relinquish 53, 254
- tx_thread_reset 256
- tx_thread_resume 96, 258
- tx_thread_run_count 56
- tx_thread_sleep 30, 260
- tx_thread_stack_error_notify 35, 60, 96, 262
- tx_thread_state 56
- tx_thread_suspend 264
- tx_thread_terminate 51, 266
- tx_thread_time_slice_change 268
- tx_thread_wait_abort 96, 270
- tx_time_get 94, 96, 272
- tx_time_se 94
- tx_time_set 94, 96, 274
- TX_TIMER 93, 339
- tx_timer_activate 96, 276, 286
- tx_timer_change 96, 278
- tx_timer_create 280
- tx_timer_deactivate 96, 282
- tx_timer_delete 284
- TX_TIMER_ENABLE_PERFORMANCE_INFO 37, 93
- tx_timer_info_get 96, 286
- TX_TIMER_INTERNAL 339, 340
- tx_timer_performance_info_get 93, 96, 288
- tx_timer_performance_system_info_get 93, 96, 290
- TX_TIMER_PROCESS_IN_ISR 37
- TX_TIMER_THREAD_PRIORITY 38
- TX_TIMER_THREAD_STACK_SIZE 38
- tx_user.h 31, 32
- tx.a 28, 29
- tx.lib 28, 29
- types of program execution 42
- typical thread stack 58

U

UART **301**
UL 1998 **19**
UL/IEC 60335 **19**
UL/IEC 60730 **19**
uninitialized data **44, 45**
Unix **26**
Unix development platform **28**
unnecessary processing due to extra polling **23**
unpredictable behavior **48**
user-supplied main function **47**
using a semaphore to control driver access **295**
using ThreadX **29**

W

watchdog services **44**
Windows **26**
write pointer **301, 302**

T H R E A D X